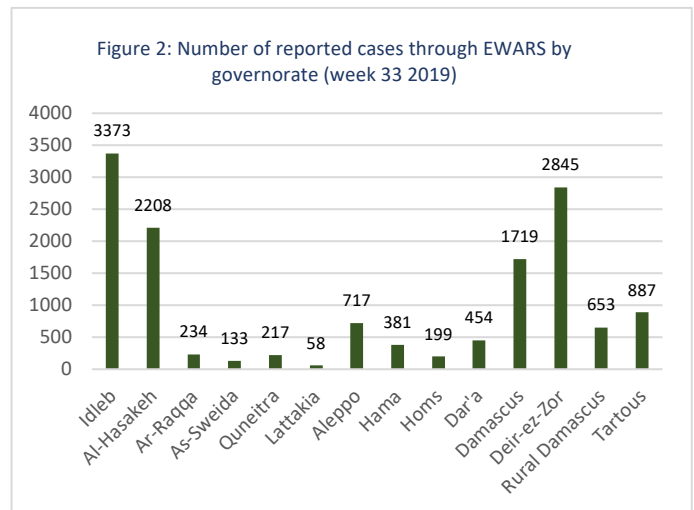
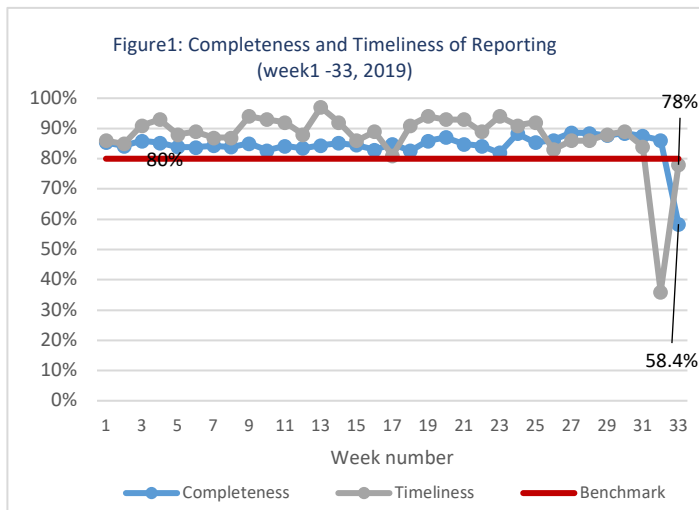


Highlights

- A total of 89 991 consultations were recorded in all the 14 governorates in week 33. The number of consultation decreased by 60.1% compared to the previous week due to the Eid holidays.
- The leading causes of morbidity among all age groups were acute diarrhea (49.9%) and influenza-like illnesses (34.6%) .
- 25 suspected measles cases were reported during week 33. Among them, the blood specimens of 19 cases were collected and tested at the reference laboratory in Damascus. The laboratory result showed all negative for measles.
- One acute flaccid paralysis case was reported in Hama. The stool sample was collected and transported to the polio reference laboratory in Damascus. The sample tested was negative for poliomyelitis.

Performance Indicators

- A total of 759 out of 1300 active reporting sites (58.4%) in all 14 governorates of Syria reported through EWARS, with 78% timeliness among those sites providing data during week 33 (Figure 1). The Eid holidays during this reporting period attributes to the low performance of reporting completeness and timeliness.



Morbidity

1. Proportional Morbidity

- A total of 89 991 consultations were recorded in 759 health facilities in 14 governorates in week 33, 2019 (Figure 2). Among them, 14 078 cases were EWARS notifiable health conditions (Figure2).
- Among all age groups, the leading causes of morbidity remains acute diarrhea (AD) (49.9%) and influenza-like illnesses (ILI) (34.6%).
- Of the 14 078 total reported cases, 48.9% (6869) were female, and 46.7% (6556) were children under 5 years old.
- Among children under 5 years of age, 54% of cases are AD, and ILI representing 33% of the cases during this reporting period (Figure 3).
- An upward trend of diarrhea cases was observed during this reporting period.

Figure3: Proportional morbidity by age group in week 33, 2019

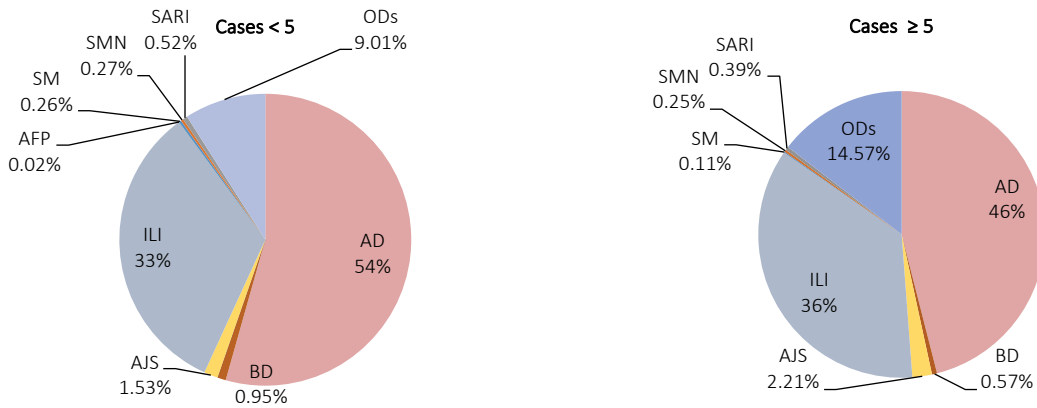
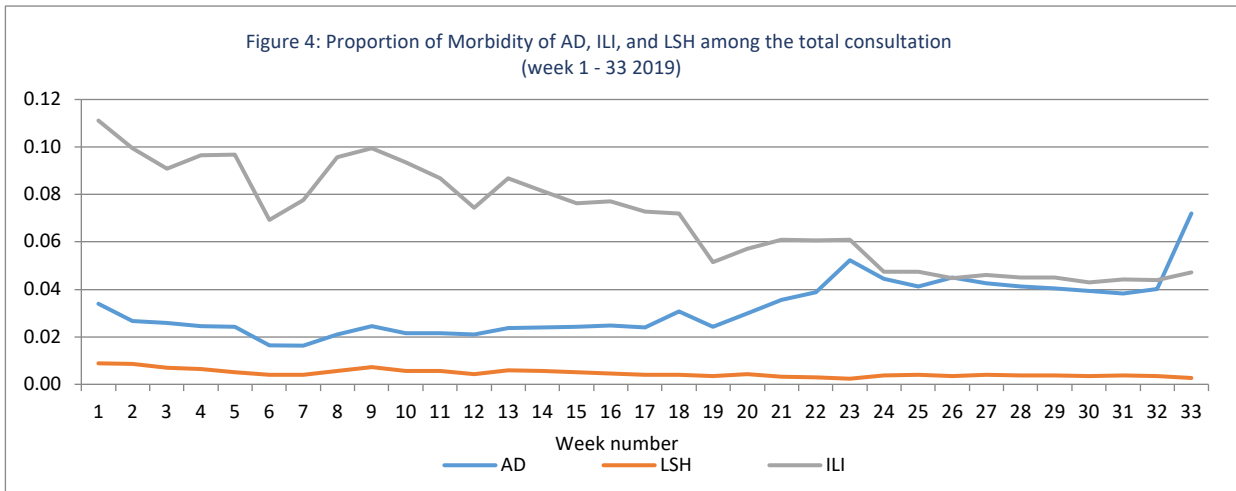


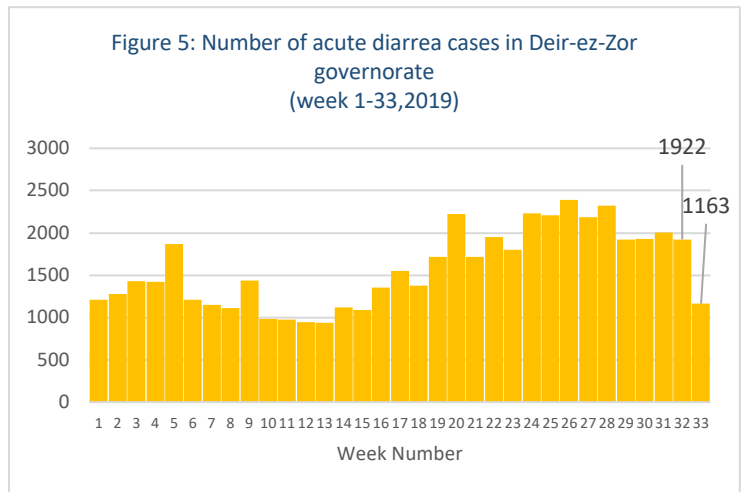
Figure 4: Proportion of Morbidity of AD, ILI, and LSH among the total consultation (week 1 - 33 2019)



2. Waterborne Diseases

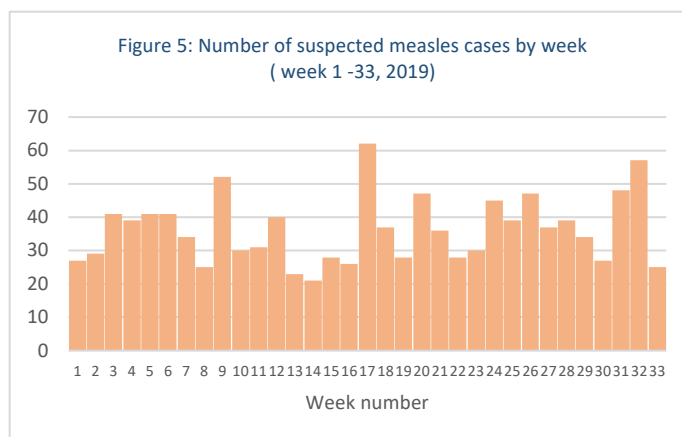
- There was zero reported case of acute watery diarrhea (AWD) during week 33.
- 7027 cases of AD were reported, and the upward trend was observed. The majority of the cases were reported from Idleb (24.8%), Al-Hasakeh (17.5%), and Deir-ez-Zor (16.5%) .
- An increase of cases was reported in Al-Myadien district, Deir-ez-Zor. During the period from 4 to 15 August, total number of 367 cases of diarrhea were reported. 58.8% of the reported cases were under 5.

Figure 5: Number of acute diarrhea cases in Deir-ez-Zor governorate (week 1-33,2019)



3. Vaccine Preventable Diseases

- There was one acute flaccid paralysis (AFP) case was reported from Hama.
- There were 29 cases of suspected measles (SM) reported during week 33. In total, 1194 suspected measles cases have been reported in 2019, and most cases were reported from Deir-ez-Zor (23.5%), Ar-Raqqa (13.5%), and Idleb (13.3%).



4. Other Diseases

- 1687 cases were reported as “other diseases” through EWARS. The health conditions with the highest incidents were lice (384) , leishmaniasis (279) and typhoid (261).

Public Health Response Actions

Acute flaccid paralysis

One AFP case was reported during week 33. The stool sample from the case was collected and tested at the polio reference laboratory in Damascus, and the result showed the case negative for poliomyelitis.

Suspected measles

A total of 29 suspected measles cases was reported during week 33. All the cases were investigated by rapid response teams of the health directorates except for the cases reported from Idleb governorate where the access is limited. The blood specimens from 49 suspected cases were collected and tested for IgM ELISA at the reference laboratory in Damascus. The laboratory result showed that all the tested cases negative for measles.

Acute Diarrhea in Deir-ez-Zor

- On 16 August, DOH informed WHO about the increase of acute diarrhea cases in Deir-ez-Zor governorate, Al-Myadien district, where the total of 367 cases were reported between 4 and 15 of August. RRT was deployed and two samples were collected. The laboratory analysis showed positive for *E. coli*.
- DoH is planning to conduct a campaign to raise the awareness of community in Myadian and Al-Hussienieh districts between 15 and 30 September advocating prevention measures of water borne diseases. The campaign will be implemented in 12 villages targeting 312,000. WHO is in process of supporting DoH with the required supplies such as educational brochures and flyers, soaps and Shampoo) .

Comparison with Previous Week by Health Condition

Disease	Week 32	Week 33
Acute diarrhea (AD)	10 292	7 027
Bloody diarrhea (BD)	144	105
Acute watery diarrhea (AWD)	0	0
Acute jaundice syndrome (AJS)	385	266
Influenza like illness (ILI)	11 111	4 867
Acute flaccid paralysis (AFP)	4	1
Suspected measles (SM)	57	25
Suspected meningitis (SMN)	78	37
Typhoid fever (TYF)	409	261
Brucellosis (BRU)	232	123
Suspected tuberculosis (TB)	29	3
Severe acute respiratory infection (SARI)	113	63
Suspected pertussis (PER)	115	56
suspected leishmaniasis (LSH)	828	279
Suspected chickenpox (CHP)	264	146
Scabies (SCA)	273	192
Lice (LIC)	575	387
Suspected mumps (MUM)	86	52
Others	246	188
Total	25 241	14 078

Case Distribution by Age Group, and by Governorate

Week 33, 2019

		Idleb	Al-Hasakeh	Ar-Raqqa	As-Sweida	Quneitra	Lattakia	Aleppo	Hama	Homs	Dar'a	Damascus	Deir-ez-Zor	Rural Damascus	Tartous	Total
Acute diarrheal (AD)	< 5	938	718	72	22	36	35	222	130	55	87	395	691	53	111	3 565
	≥ 5	806	514	48	72	40	6	240	127	52	179	491	472	82	333	3 462
Bloody diarrheal (BD)	< 5	0	17	5	0	0	0	0	1	0	5	2	32	0	0	62
	≥ 5	0	16	9	0	0	0	0	0	0	7	5	6	0	0	43
Acute watery diarrheal (AWD)	< 5	0	0	0	0	0	0	0	0	0	0	0	0	0	0	0
	≥ 5	0	0	0	0	0	0	0	0	0	0	0	0	0	0	0
Acute jaundice syndrome (AJS)	< 5	34	22	10	0	0	0	0	3	0	7	10	13	0	1	100
	≥ 5	40	25	4	14	5	0	8	13	2	19	17	9	1	9	166
Influenza like illness (LI)	< 5	435	337	23	2	54	5	75	16	29	28	289	581	149	145	2 168
	≥ 5	418	395	48	17	70	9	104	48	47	73	481	433	280	276	2 699
Acute flaccid paralysis (AFP)	< 5	0	0	0	0	0	0	0	1	0	0	0	0	0	0	1
	≥ 5	0	0	0	0	0	0	0	0	0	0	0	0	0	0	0
Suspected measles (SM)	< 5	0	8	1	0	0	0	8	0	0	0	0	0	0	0	17
	≥ 5	6	0	1	0	0	0	0	0	0	0	0	1	0	0	8
Suspected meningitis (SMN)	< 5	1	1	2	0	0	0	4	2	0	0	1	6	0	1	18
	≥ 5	7	3	0	1	0	0	1	2	0	0	3	2	0	0	19
Severe acute respiratory infection (SARI)	< 5	0	1	0	0	0	0	2	12	0	0	16	0	0	3	34
	≥ 5	2	2	0	4	0	0	0	5	0	0	8	0	0	8	29
Typhoid fever (TYF)	< 5	7	3	3	0	0	0	1	0	0	2	0	21	1	0	38
	≥ 5	22	3	0	0	0	0	7	5	2	8	0	175	1	0	223
Brucellosis (BRU)	< 5	2	2	0	0	0	0	0	0	0	1	0	3	3	0	11
	≥ 5	20	2	0	0	3	0	5	0	0	3	0	74	5	0	112
Suspected tuberculosis (TB)	< 5	0	0	0	0	0	0	0	0	0	0	0	0	0	0	0
	≥ 5	1	1	0	0	0	0	0	0	0	0	1	0	0	0	3
Suspected pertussis (PER)	< 5	18	1	0	0	0	0	0	0	1	0	0	16	0	0	36
	≥ 5	17	0	0	0	0	0	0	0	0	0	0	3	0	0	20
suspected leishmaniasis (LSH)	< 5	104	8	1	0	0	0	0	1	0	0	0	10	0	0	124
	≥ 5	121	5	1	0	0	0	0	11	0	0	0	17	0	0	155
Suspected chickenpox (CHP)	< 5	3	10	0	1	0	0	1	1	0	1	0	67	3	0	87
	≥ 5	24	5	0	0	3	0	2	1	0	3	0	20	1	0	59
Scabies (SCA)	< 5	17	0	0	0	0	0	1	0	0	0	0	48	0	0	66
	≥ 5	53	2	0	0	1	0	7	0	2	0	0	61	0	0	126
Lice (LIC)	< 5	87	56	0	0	0	0	2	0	0	0	0	13	1	0	159
	≥ 5	171	28	0	0	0	3	18	0	0	0	0	8	0	0	228
Suspected mumps (MUM)	< 5	0	2	4	0	0	0	2	0	0	0	0	9	0	0	17
	≥ 5	19	4	2	0	0	0	3	1	0	0	0	6	0	0	35
Others	< 5	0	8	0	0	1	0	3	0	1	3	0	28	9	0	53
	≥ 5	0	9	0	0	4	0	1	1	8	28	0	20	64	0	135
Total of < 5		1 646	1 194	121	25	91	40	321	167	86	134	713	1 538	219	261	6 556
Total of ≥ 5		1 727	1 014	113	108	126	18	396	214	113	320	1 006	1 307	434	626	7 522
Grand total		3 373	2 208	234	133	217	58	717	381	199	454	1 719	2 845	653	887	14 078