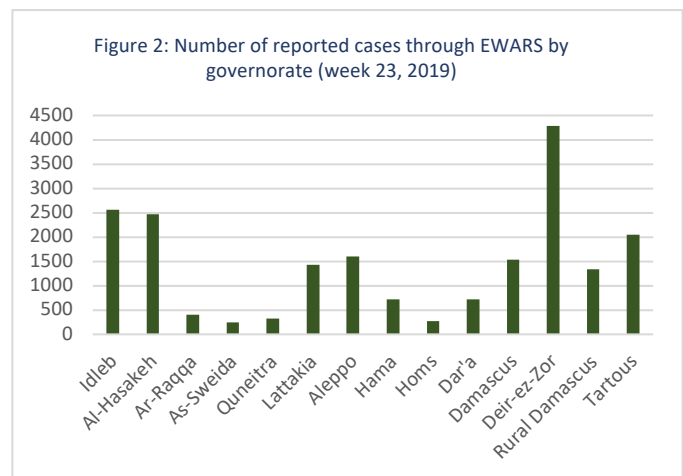
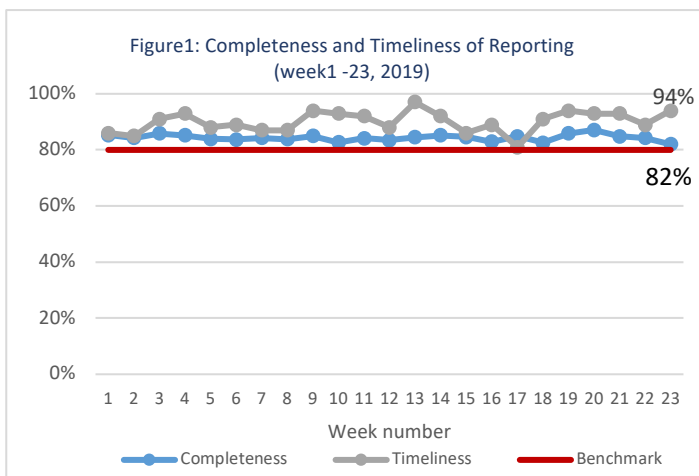


## Highlights

- A total of 132 123 consultations were recorded in the 14 governorates in week 23.
- The leading causes of morbidity among all age groups were influenza-like illnesses (44.7%) and acute diarrhea (39.2%). There has been an increase trend of acute diarrhea.
- A decrease in number of consultations and number of reported cases through EWARS in this reporting period due to the Eid holiday.
- 30 suspected measles cases were reported during week 23. The blood specimens from 27 cases were collected and tested at the reference laboratory in Damascus. All cases tested negative for measles.
- In total, three acute flaccid paralysis cases were reported from Aleppo (2) and As-Swida (1), The stool samples from three cases were collected and transported to the polio reference laboratory in Damascus. All samples tested were negative for poliomyelitis.

## Performance Indicators

- A total of 1066 out of 1300 active reporting sites (82.0%) in the 14 governorates of Syria reported through EWARS, with 94% timeliness among those sites providing data during week 23 (Figure 1).



## Morbidity

### 1. Proportional Morbidity

- A total of 132 123 consultations were recorded in 1095 health facilities in 14 governorates in week 23, 2019 (Figure 2). Among them, 19 956 cases were EWARS notifiable health conditions.
- Among all age groups, the leading causes of morbidity remained influenza-like illnesses (ILI) (44.7%) and acute diarrhea (AD) (39.2%).
- Of the 19 956 total reported cases, 49.8199% (9938) were female, and 44.4% (8858) were children under 5 years old.
- Among children under 5 years of age, 40% of cases are ILI, and AD representing 45% of the cases during this reporting period (Figure 3).
- There has been an increase trend of AD due to the increase in temperature during the summer season which enables the bacteria that causes acute diarrhea to multiply a lot faster such as rotavirus (Figure 4).

Figure3: Proportional morbidity by age group in week 23, 2019

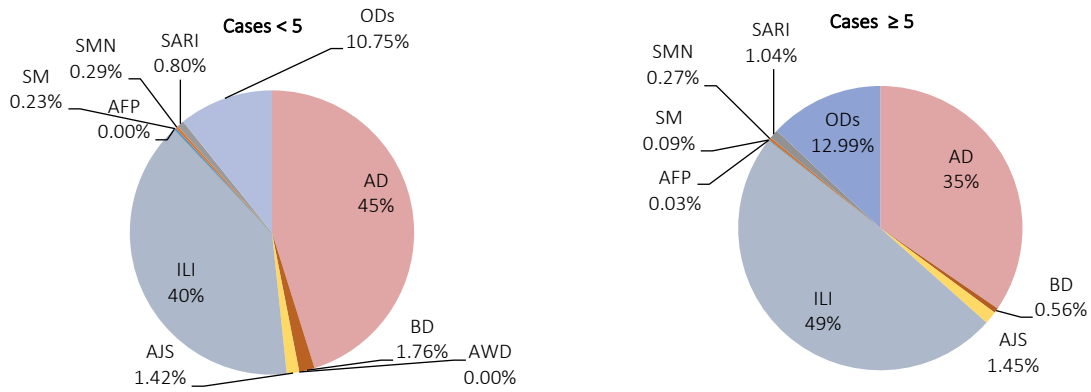
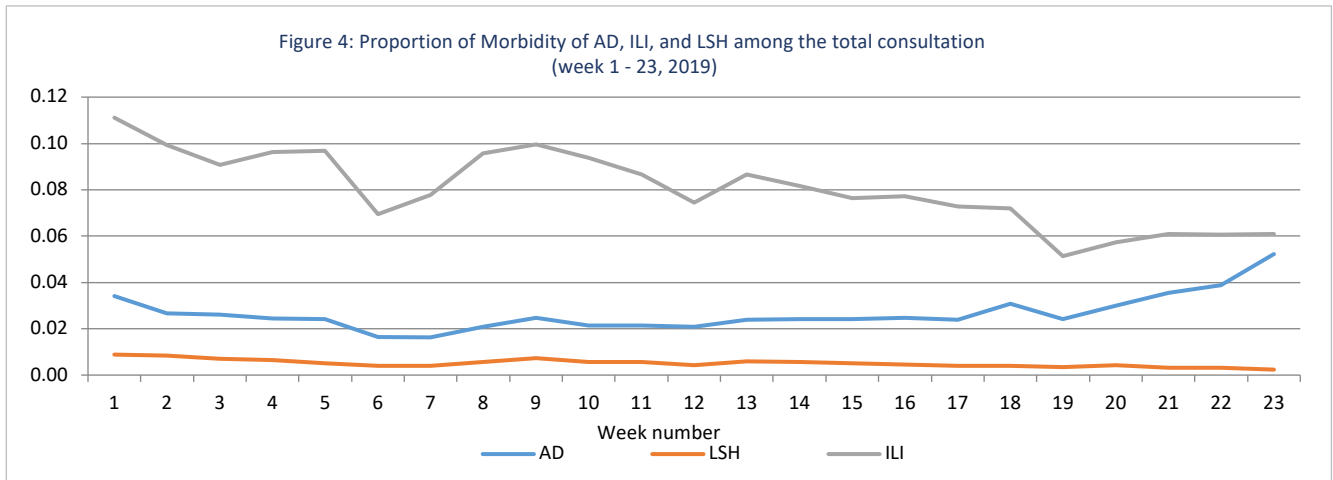


Figure 4: Proportion of Morbidity of AD, ILI, and LSH among the total consultation (week 1 - 23, 2019)

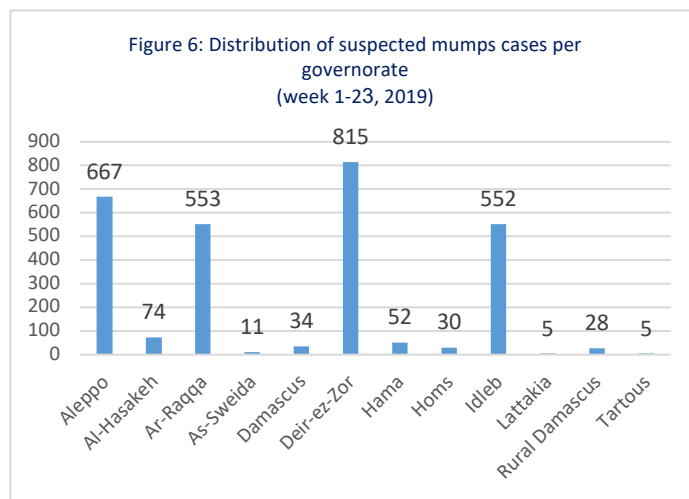
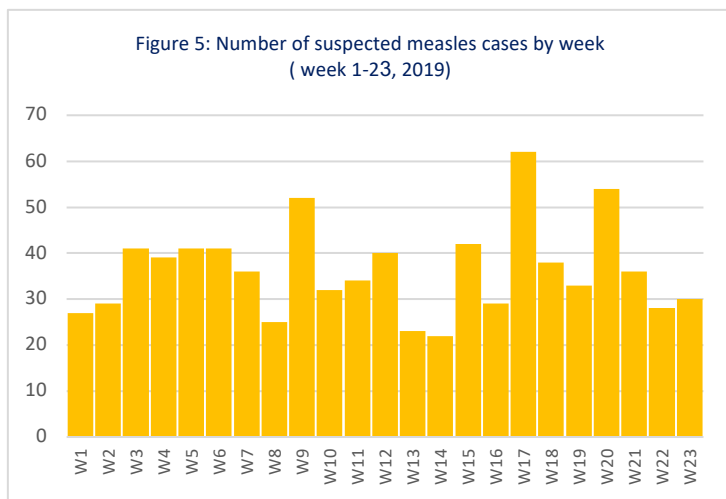


## 2. Waterborne Diseases

- There has been an upward trend of acute diarrhea cases since the beginning of the year. This week, Deir-ez-Zor accounts for 23% of the reported cases followed by Idleb with 13.7%.
- There were zero reported cases of acute watery diarrhea (AWD) in week 23.

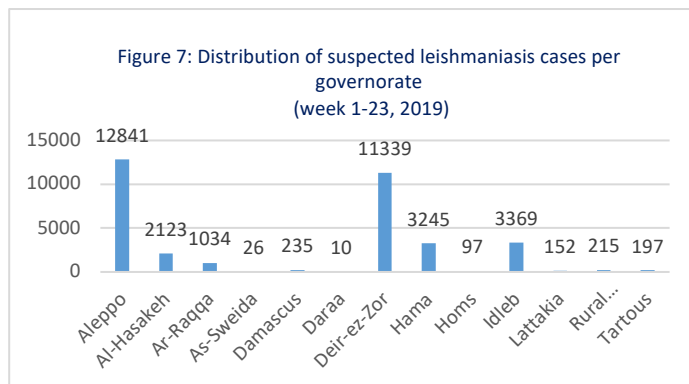
## 3. Vaccine Preventable Diseases

- There were three cases of acute flaccid paralysis (AFP), cases were reported Aleppo (2), and As-Swieda (1).
- There were 30 cases of suspected measles (SM) reported during week 23. The trend of SM cases has been decreased since week 20 (Figure 5). In total, 795 suspected measles cases have been reported in 2019, and most cases were reported from Deir-ez-Zor (30.4%), Ar-Raqqa (15.7%), and Idleb (10.4%).
- 125 cases of suspected mumps reported during the reporting period. 52% of the suspected mumps cases were children under 5 years old. The majority of the cases were reported from Deir-ez-Zor (59.2%), Aleppo (14.4%), and Idleb (13.6%)(Figure 6).



#### 4. Other Diseases

- 2437 cases were reported as “other diseases” through EWARS. The health conditions with the highest incidents were lice (526), leishmaniasis (434), and scabies (347).
- There was a decrease of suspected leishmaniasis cases compared to 1127 cases in the previous week. Deir-ez-Zor accounts for 38.5% (167) of the reported cases in the country followed by Idleb with 33.4% (145).



### Public Health Response Actions

#### *Acute flaccid paralysis*

A total of three AFP cases were reported during week 23. All of the stool samples were collected and tested at the polio reference laboratory in Damascus. All samples tested were negative for poliomyelitis.

#### *Leishmaniasis response in Aleppo*

To control the spread of leishmaniasis cases in Aleppo, WHO supports DoH in Aleppo in implementing vector control activities, which was launched on 26<sup>th</sup> of May. The activities, including indoor residual spraying (IRS), are to be conducted in the priority neighborhoods/areas where the prevalence of leishmaniasis exceeds 1%. A total of 64 villages will be targeted in this ongoing campaign. The locations have so far reported 7289 leishmaniasis cases, a prevalence rate is 5.13%. The estimated number of beneficiaries is 141 892 individuals. The spraying is usually carried out once a year between June and October based of sand-fly breeding season. The campaign will continue until 26 September 2019. To date, the campaign has been completed in eight locations in Aleppo city (Bab Al-haded, Nakaren, Kady Askar, Al-Salhen-BabAlnerb, Mshateih, Karm Homd, and Karlk) with estimated 104 619 beneficiaries.

#### *Suspected measles*

A total of 30 suspected measles cases were reported during week 23. All cases were investigated by rapid response teams of the health directorates except cases reported from Idleb governorate where the access is limited. The blood specimens from 27 suspected cases were collected and tested for IgM ELISA at the reference laboratory in Damascus. All cases tested negative for measles. From week 1 to week 23 of 2019, there was a total of 13 confirmed measles cases: five cases from Homs, two cases from each of Rural Damascus, Latakia, Aleppo. and one case for each from Al-Hasakeh, and Damascus.

## Comparison with Previous Week by Health Condition

Disease	Week 22	Week 23
Acute diarrhea (AD)	9 796	7 819
Bloody diarrhea (BD)	213	218
Acute watery diarrhea (AWD)	0	0
Acute jaundice syndrome (AJS)	337	286
Influenza like illness (ILI)	14 376	8 921
Acute flaccid paralysis (AFP)	2	3
Suspected measles (SM)	28	30
Suspected meningitis (SMN)	54	56
Typhoid fever (TYF)	256	207
Brucellosis (BRU)	304	181
Suspected tuberculosis (TB)	32	16
Severe acute respiratory infection (SARI)	257	186
Suspected pertussis (PER)	82	73
suspected leishmaniasis (LSH)	1 127	434
Suspected chickenpox (CHP)	365	309
Scabies (SCA)	496	347
Lice (LIC)	647	526
Suspected mumps (MUM)	174	125
Others	217	219
Total	28 763	19 956

		Idleb	Al-Hasakeh	Ar-Raqqa	As-Sweida	Quneitra	Lattakia	Aleppo	Hama	Homs	Dar'a	Damascus	Deir-ez-Zor	Rural Damascus	Tartous	Total
Acute diarrhoea (AD)	< 5	573	566	148	52	51	124	395	329	50	273	267	969	93	110	4 000
	≥ 5	498	520	63	53	48	265	253	184	60	209	439	829	123	275	3 819
Bloody diarrhoea (BD)	< 5	4	21	16	0	0	0	1	0	1	10	1	101	0	1	156
	≥ 5	3	30	7	0	0	0	0	0	0	10	3	9	0	0	62
Acute watery diarrhoea (AWD)	< 5	0	0	0	0	0	0	0	0	0	0	0	0	0	0	0
	≥ 5	0	0	0	0	0	0	0	0	0	0	0	0	0	0	0
Acute jaundice syndrome (AJS)	< 5	26	3	39	0	0	0	2	0	2	1	2	51	0	0	126
	≥ 5	24	4	24	0	6	4	14	7	5	12	12	44	4	0	160
Influenza like illness (ILI)	< 5	535	362	35	43	64	367	261	15	33	40	203	677	448	424	3 507
	≥ 5	448	514	36	77	130	614	470	61	65	80	550	590	629	1 150	5 414
Acute flaccid paralysis (AFP)	< 5	0	0	0	0	0	0	0	0	0	0	0	0	0	0	0
	≥ 5	0	0	0	1	0	0	2	0	0	0	0	0	0	0	3
Suspected measles (SM)	< 5	0	0	3	0	0	0	7	0	0	0	0	10	0	0	20
	≥ 5	3	0	0	1	1	0	0	0	0	0	0	5	0	0	10
Suspected meningitis (SMN)	< 5	1	1	2	0	0	0	0	4	1	0	1	15	0	1	26
	≥ 5	2	0	0	2	0	1	0	10	0	0	2	9	2	2	30
Severe acute respiratory infection (SARI)	< 5	0	0	0	0	0	5	3	21	0	0	8	8	0	26	71
	≥ 5	0	2	0	8	0	10	1	9	0	0	36	6	0	43	115
Typhoid fever (TYF)	< 5	9	0	0	0	0	0	13	0	0	2	0	10	1	0	35
	≥ 5	7	4	3	0	0	0	4	6	2	9	0	136	1	0	172
Brucellosis (BRU)	< 5	3	0	0	0	0	0	2	1	1	1	0	14	0	0	22
	≥ 5	7	3	0	0	10	0	12	26	8	7	7	78	1	0	159
Suspected tuberculosis (TB)	< 5	0	1	0	0	0	0	0	0	0	0	0	0	0	0	1
	≥ 5	1	2	0	0	0	0	7	1	0	0	1	1	0	2	15
Suspected pertussis (PER)	< 5	12	0	2	0	0	0	1	0	0	0	0	35	0	0	50
	≥ 5	12	0	0	0	0	0	0	0	0	0	0	11	0	0	23
suspected leishmaniasis (LSH)	< 5	68	6	1	0	0	0	15	2	0	0	1	75	0	0	168
	≥ 5	77	8	2	0	0	3	51	25	1	0	0	92	0	7	266
Suspected chickenpox (CHP)	< 5	9	9	1	1	1	1	7	1	3	4	0	141	0	0	178
	≥ 5	30	10	2	3	1	1	10	2	12	3	2	51	4	0	131
Scabies (SCA)	< 5	13	72	0	0	0	2	4	0	1	0	0	54	0	0	146
	≥ 5	25	72	0	3	4	0	19	10	10	0	0	57	1	0	201
Lice (LIC)	< 5	63	104	0	4	3	3	4	0	5	2	1	25	4	0	218
	≥ 5	96	125	0	3	2	31	15	3	3	5	0	22	3	0	308
Suspected mumps (MUM)	< 5	0	0	10	0	0	0	4	0	0	0	0	51	0	0	65
	≥ 5	17	1	5	0	0	0	14	0	0	0	0	23	0	0	60
Others	< 5	0	10	0	0	2	0	10	0	2	3	0	41	1	0	69
	≥ 5	0	14	0	0	2	0	6	4	12	43	0	40	25	4	150
Total of < 5		1 316	1 155	257	100	121	502	729	373	99	336	484	2 277	547	562	8 858
Total of ≥ 5		1 250	1 309	142	151	204	929	878	348	178	378	1 052	2 003	793	1 483	11 098
Grand total		2 566	2 464	399	251	325	1 431	1 607	721	277	714	1 536	4 280	1 340	2 045	19 956