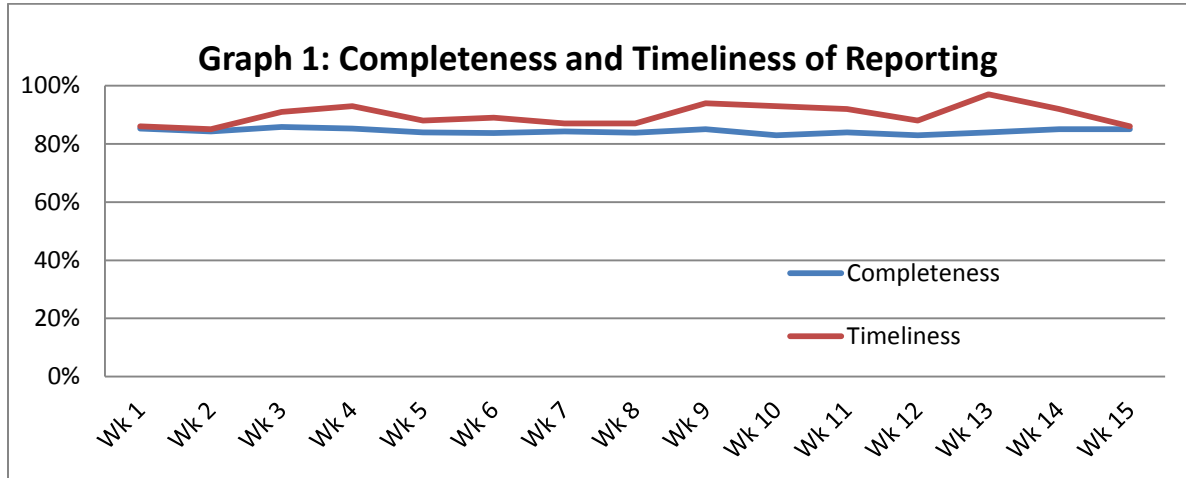


Highlights:

- ❖ Increase Mumps cases in Deir Ezzor with 44 reported cases.
- ❖ 3 cases of acute paralysis flaccid reported this week from Hama (2), Homs (1) and rural Damascus (1).

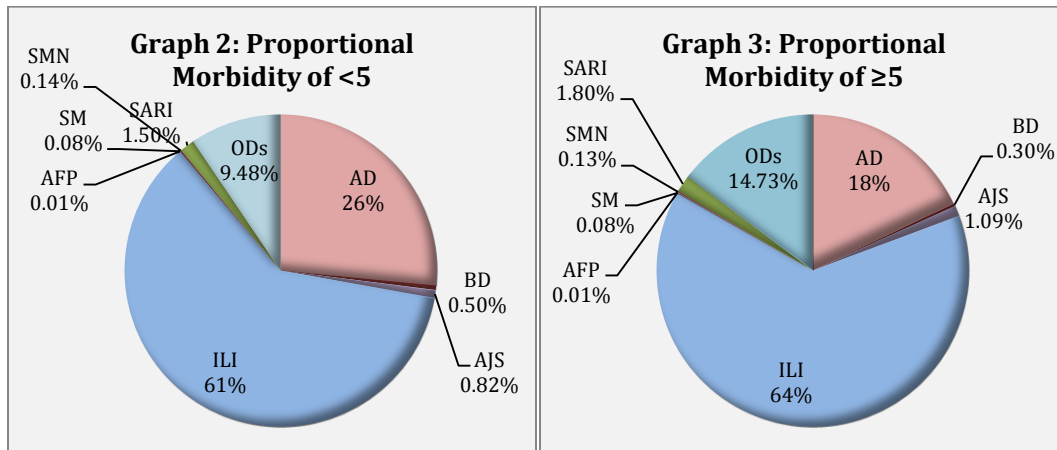
Completeness & Timeliness of Reporting

- ❖ The overall completeness of reporting was 85%; (1,091 out of total 1,290 EWARS sentinel sites). 14 governorates have reported this week.
- ❖ Timeliness of reporting was 86%.



The Morbidity Cases

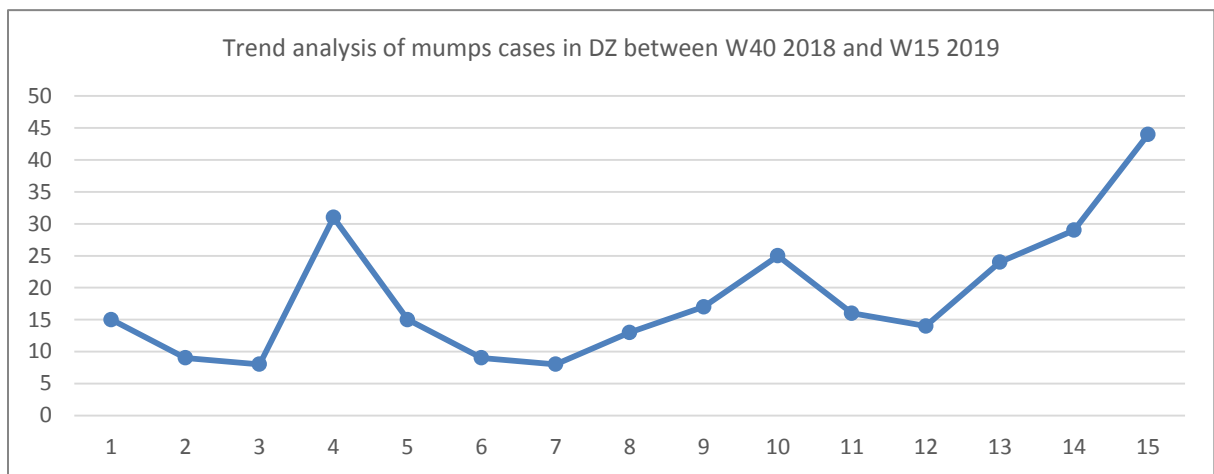
- ❖ Out of a total of 263,507 consultations, 35,431 EWARS notifiable cases were reported; of which 22,234 cases were influenza like illness (63%), 7,559 cases were acute diarrhoea (21%), 349 were acute jaundice syndrome, 595 were severe acute respiratory infection, 28 were suspected measles, 135 were bloody diarrhoea, 48 were suspected meningitis and 4 case of acute flaccid paralysis.
- ❖ Graphs 2 and 3 below show the proportional morbidity among < 5 and ≥ 5 years age groups respectively.



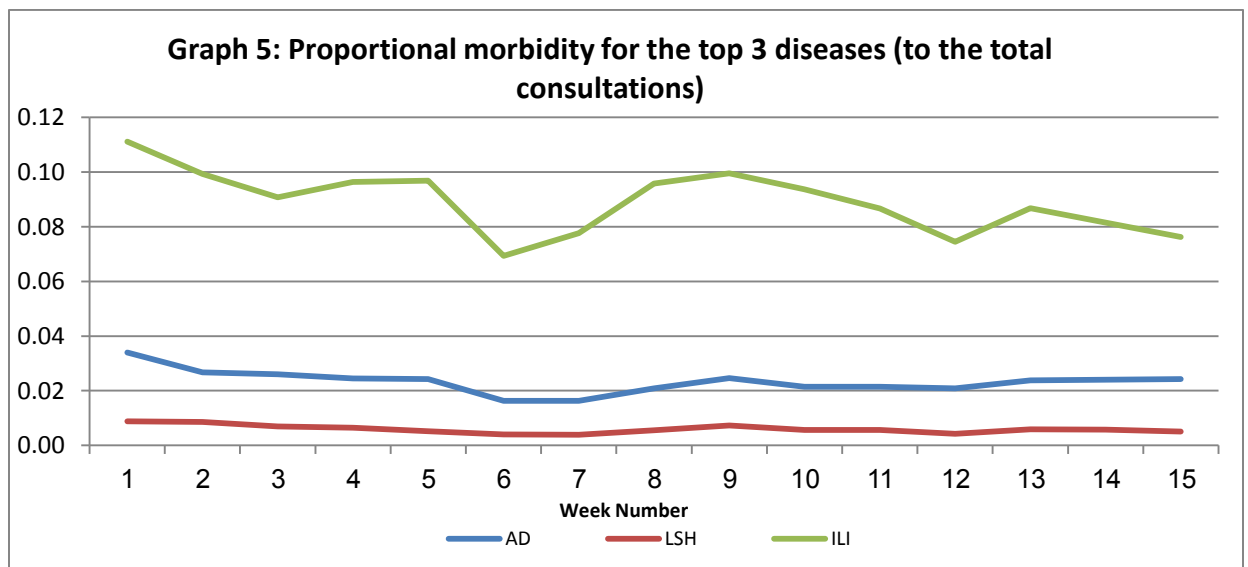
Acute diarrhoea constitutes (26%) among < 5 and (18%) among ≥ 5, while influenza-like illness constitutes (61%) of the cases among <5 and (64%) of the cases among ≥ 5 years old.

- ❖ 50% of the cases were distributed among males. 60% of the cases were distributed among ≥5 age group.
- ❖ In total 4,479 cases were reported as “other diseases”. The most important diseases reported within this group were; 1,603 cases of leishmaniasis (mostly from Aleppo, Deir Ezzor, and Hama), 243 cases of brucellosis, 210 cases of typhoid, 29 cases of tuberculosis, 71 pertussis, and 169 mumps.

Graph 4: the below graph shows the trend analysis of mumps cases reported through EWARS in Deir Ezzor. The graph shows significant increase in cases since week 13.



- ❖ Graph 5: shows proportional morbidity for the top 4 diseases (to the total consultations). The graph shows a slight decrease in the trend of ILI cases, which in line with seasonality of this disease.



- ❖ Table 1 shows comparison between reported cases in week-14 and week-15 2019.

Table 1: Comparison between reported cases for week 14 and week 15, 2019.

Disease	14	15
AD	6,772	7,559
BD	118	135
AWD	0	0
AJS	361	349
ILI	21,538	22,234
AFP	3	4
SM	21	28
SMN	47	48
SARI	484	595
TYF	238	210
PER	89	71
LSH	1653	1603
BRU	228	243
TB	30	29
SCA	486	558
LIC	543	683
CHP	342	362
MUM	158	169
Others	402	551
Total	33513	35431

❖ The Response

Mumps cases in Deir Ezzor,

(44) mumps cases were reported in Deir Ezzor during this week. DoH response team conducted a field visit to reported locations and investigated this alert, main findings were: 135 mumps cases were detected in the following three locations in Deir Ezzor (Swaaiya (80) cases, Hwejjeh (15), and east Heri (40) cases. All reported cases were among school children 6 to 12 years old, vaccination status of cases (85% two doses MMR, and 15% one dose of MMR). All children received systemic treatment and recovered without complications.

Acute flaccid paralysis: Stool samples were collected from AFP cases and sent to the reference lab in Damascus. Up to date annualized NP AFP rate is 5.9. During the period 21 to 30 April; MoH in collaboration with WHO will conduct the National Immunization Week. MOH is planning to target all dropout children in all governorates through the network of MOH health centres and mobile team at the national and governorate levels. The estimation target is 247,728 dropout children.

Table-2: Distribution of cases per age group, and by Governorate-week-15, 2019:

Code	age group	Idleb	Hassaka	Raqqa	Sweida	Qunaitra	Lattakia	Aleppo	Hama	Homs	Daraa	Damascus	DierEzor	Rural Damascus	Tartous	Grand Total
AD	< 5	683	439	134	39	54	269	401	173	107	86	407	524	308	113	3,737
	≥ 5	526	323	80	58	52	395	410	74	84	85	516	566	390	263	3,822
BD	< 5	0	34	4	0	0	1	1	0	0	0	1	29	0	0	70
	≥ 5	0	43	5	0	0	0	0	0	0	0	3	14	0	0	65
AWD	< 5	0	0	0	0	0	0	0	0	0	0	0	0	0	0	0
	≥ 5	0	0	0	0	0	0	0	0	0	0	0	0	0	0	0
AJS	< 5	21	4	20	0	4	3	3	4	3	7	4	31	8	4	116
	≥ 5	49	2	11	2	11	10	8	20	10	24	23	45	14	4	233
ILI	< 5	741	531	89	122	173	1,387	1,196	150	149	242	416	1,175	1,061	1,169	8,601
	≥ 5	558	800	96	320	492	2,003	1,860	272	258	433	748	1,348	1,741	2,704	13,633
AFP	< 5	0	0	0	0	0	0	0	1	0	0	0	0	1	0	2
	≥ 5	0	0	0	0	0	0	0	1	1	0	0	0	0	0	2
SM	< 5	0	1	1	0	0	1	3	1	1	0	3	0	0	0	11
	≥ 5	8	0	0	0	0	0	3	0	0	0	0	3	3	0	17
SMN	< 5	0	3	1	1	0	3	0	6	0	0	3	3	0	0	20
	≥ 5	4	3	0	0	0	1	1	6	1	1	9	2	0	0	28
SARI	< 5	0	21	0	3	0	5	14	67	0	0	18	23	0	61	212
	≥ 5	0	35	0	13	0	19	0	52	0	0	19	20	0	225	383
Others	< 5	135	231	31	9	13	12	235	24	38	13	14	564	15	3	1,337
	≥ 5	378	369	103	14	26	130	852	234	107	87	69	600	138	35	3,142
Total Sum of < 5		1,580	1,264	280	174	244	1,681	1,853	426	298	348	866	2,349	1,393	1,350	14,106
Total Sum of ≥ 5		1,523	1,575	295	407	581	2,558	3,134	659	461	630	1,387	2,598	2,286	3,231	21,325
Total		3,103	2,839	575	581	825	4,239	4,987	1,085	759	978	2,253	4,947	3,679	4,581	35,431