

Trauma

**2,102**  
Supported trauma cases\*

Secondary Health Care

**2**  
Hospitals supported with medical equipment and supplies directly by WHO\*\*

Number of treatment courses provided at sub-district level

Immunization

**74%** (2,959)  
DPT3 coverage rate

**96%** (3,832)  
Measles 2 coverage rate

**87%** (3,472)  
Polio 3 coverage rate

Mental Health

**1,444**  
Mental health and psychosocial support interventions provided\*\*\*

**12**  
Health facilities and community centers providing MHPSS services

**0**  
mhGAP trainees\*\*\*\*

Primary Health Care

**2** (DoH)  
Public PHC facilities/DoH received medical equipment and supplies directly by WHO

**77,127**  
Public PHC consultations

EWARS

**202**  
Sentinel sites

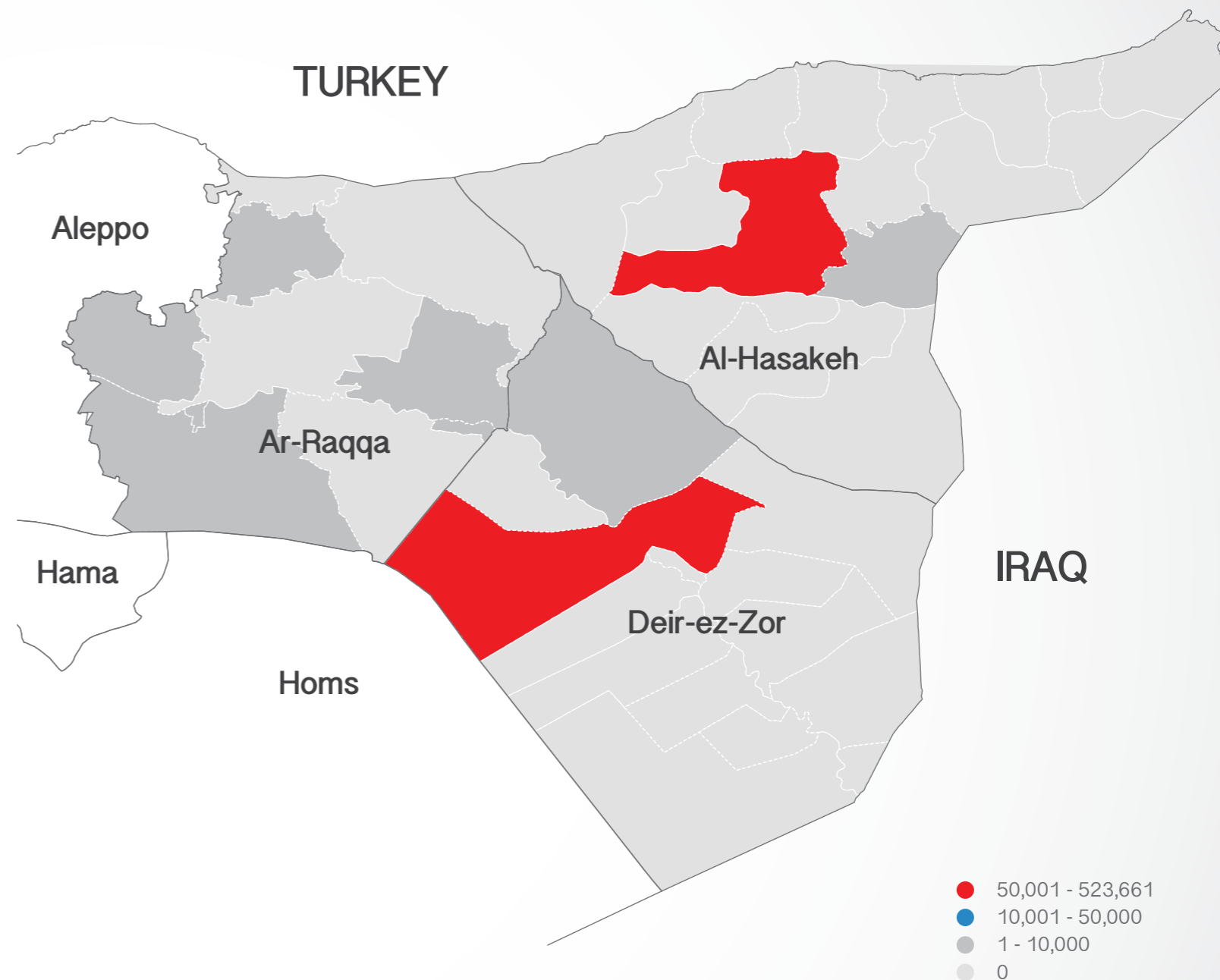
**43%**  
Sentinel sites submitting weekly surveillance reports

**64%**  
Alerts investigated and responded to timely manner

Health Information

**18**  
Field visits (assessments, supervision, monitoring and evaluation)

**5**  
Top 5 reported morbidities  
1. Influenza like illnesses  
2. Acute Diarrhea  
3. Acute Jaundice Syndrome  
4. Leishmaniasis  
5. Suspected Measles



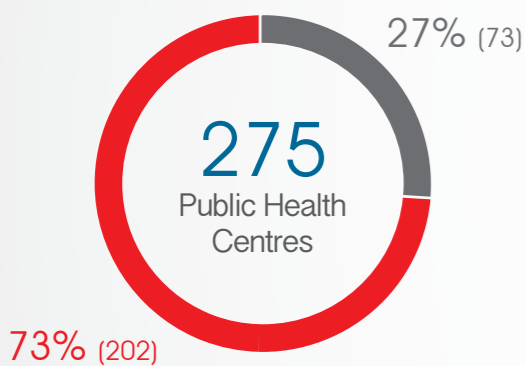
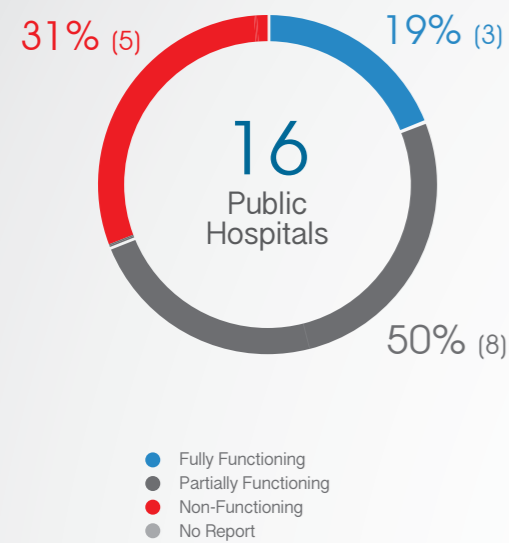
\* Based on public hospital received support from WHO

\*\* Other undefined hospitals are supported indirectly throughout MoH and MoHE at central level

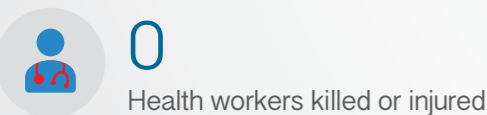
\*\*\* At health and community facilities and by mobile teams (Monthly basis)

\*\*\*\* Percentage of mhGAP previously-trained health professionals, 2014 till now, who received follow-up and/or on-the-job trainings

HeRAMS Functionality Status



Attacks



National NGO coordination

- 2 National NGOs as implementing partners
- 2 Supported PHC centers by WHO implementing partners
- 4 Rolled out mobile medical teams
- 3 Supported static medical points
- 7 IDPs camps/settlements covered by WHO partners
- 21,211 PHC outpatient consultations provided by WHO partners
- 19,093 Treatment courses provided by national NGOs
- 232 Referral cases
- 19 Trauma cases supported by WHO partners
- 23 People with disabilities assisted by WHO partners

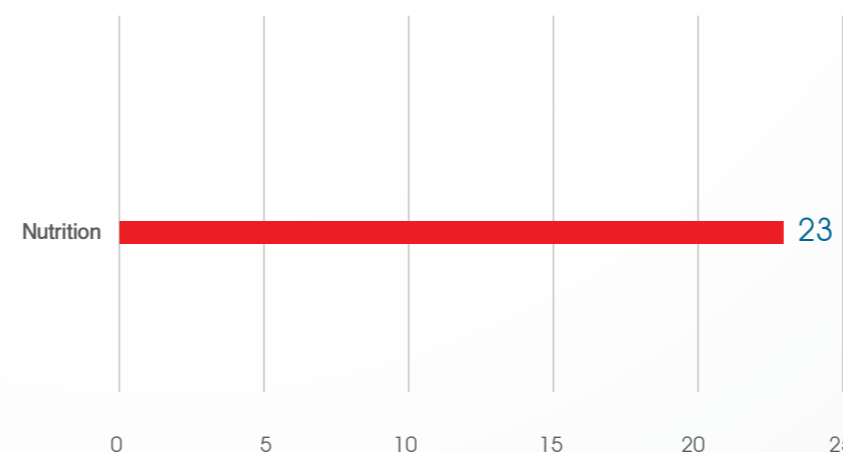
Operations Support and Logistic

- 361,377 Treatment courses provided
- 9 Completed dispatches
- 19.2 Weight (tons) of completed dispatches

Funding



Healthcare providers trained



Nutrition

- 1 Stabilization Centers for treatment of complicated SAM
- 0 Cases for treatment of complicated SAM
- 10 Nutrition surveillance centers
- 1,449 Children screened under 5

WASH

- 0 Points tested for drinking water quality
- 0 Drinking water reported points tested and found to be of sub-standard quality