

Trauma

**843**  
Supported trauma cases\*

Secondary Health Care

**2**  
Hospitals supported with medical equipment and supplies directly by WHO\*\*

Number of treatment courses provided at sub-district level

Immunization

**84%** (3,343)  
DPT3 coverage rate

**86%** (3,428)  
Measles 2 coverage rate

**83%** (3,317)  
Polio 3 coverage rate

Mental Health

**5,161**  
Mental health and psychosocial support interventions provided by NGOs

**13**  
Health facilities and community centers providing MHPSS services

**0**  
mhGAP trainees\*\*\*

Primary Health Care

**1** (DoH)  
Public PHC facilities/DoH received medical equipment and supplies directly by WHO

**91,939**  
Public PHC consultations

EWARS

**224**  
Sentinel sites

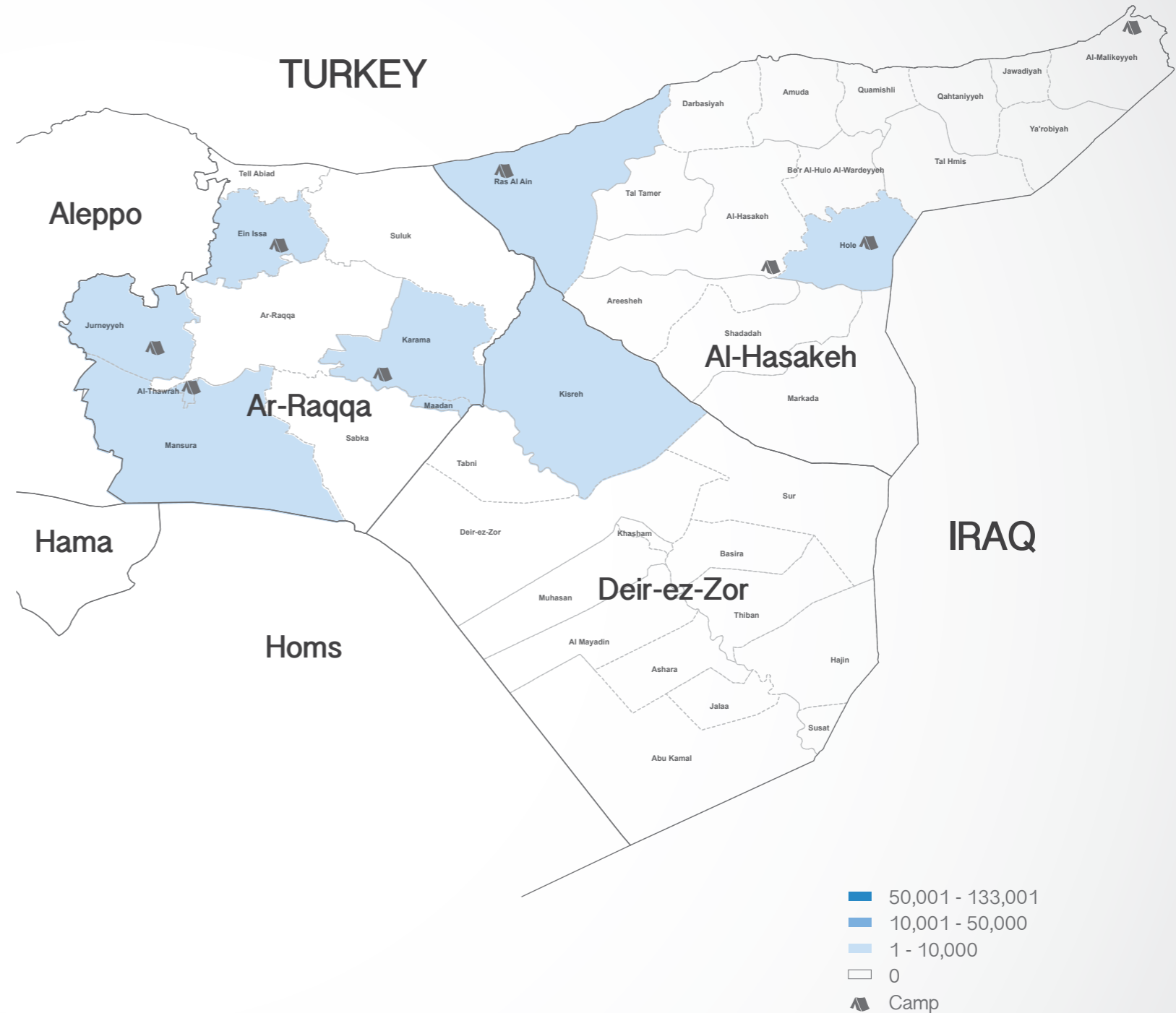
**69%**  
Sentinel sites submitting weekly surveillance reports

**75%**  
Alerts investigated and responded to timely manner

**5**  
Top 5 reported morbidities  
1. Acute Diarrhea  
2. Influenza like illnesses  
3. Acute Jaundice Syndrome  
4. Chicken Pox  
5. Bloody Diarrhea

Health Information

**23**  
Field visits (assessments, supervision, monitoring and evaluation)

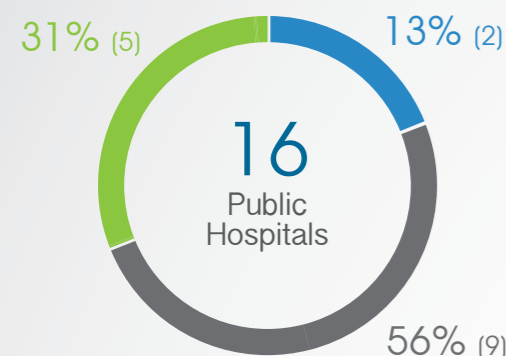


\* Based on public hospital received support from WHO

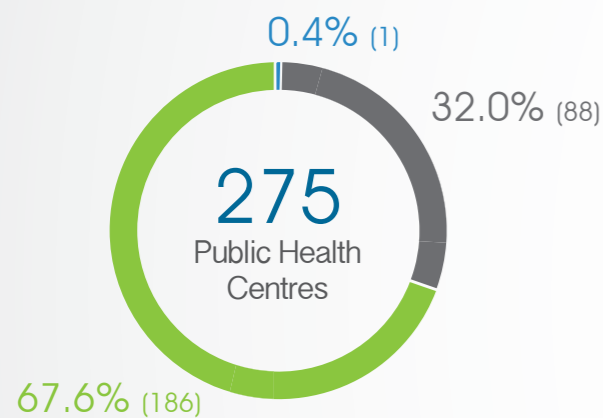
\*\* Other undefined hospitals are supported indirectly throughout MoH and MoHE at central level

\*\*\* Percentage of mhGAP previously-trained health professionals, 2014 till now, who received follow-up and/or on-the-job trainings

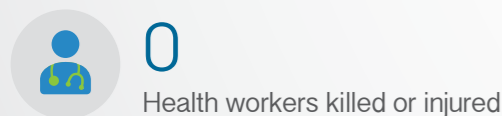
## HeRAMS Functionality Status




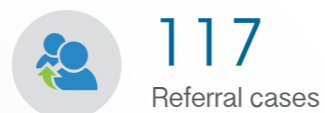
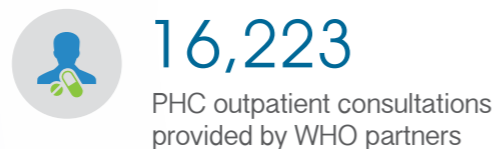

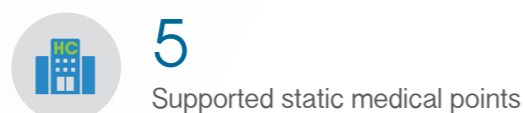
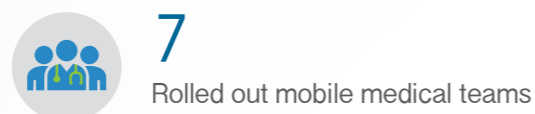


● Fully Functioning  
● Partially Functioning  
● Non-Functioning  
● No Report



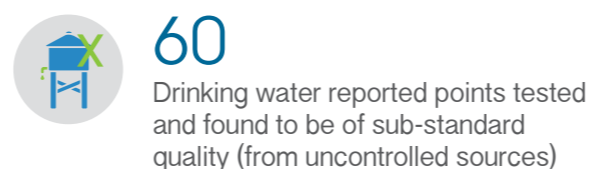
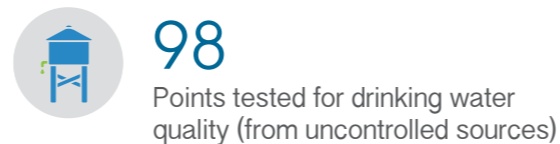
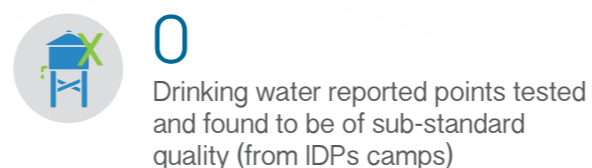
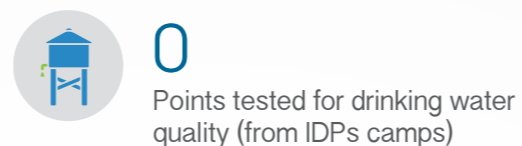
## Attacks



## National NGO coordination



## WASH



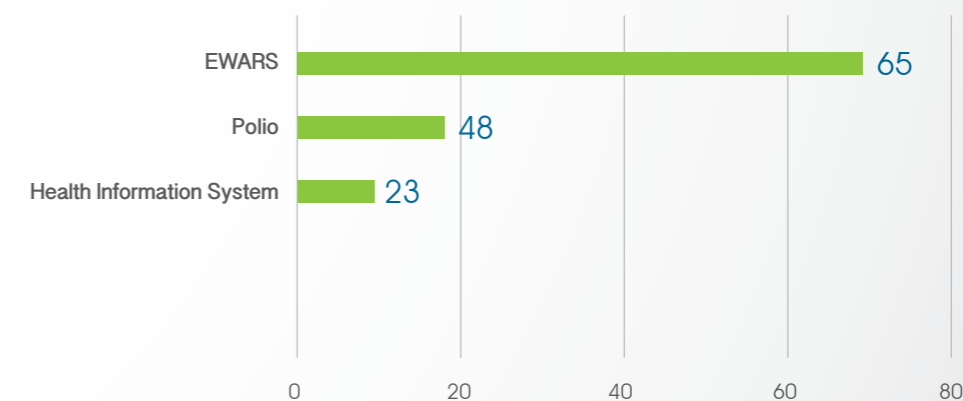
## Operations Support and Logistic



## Nutrition



## Healthcare providers trained



Total of healthcare providers trained **136**