

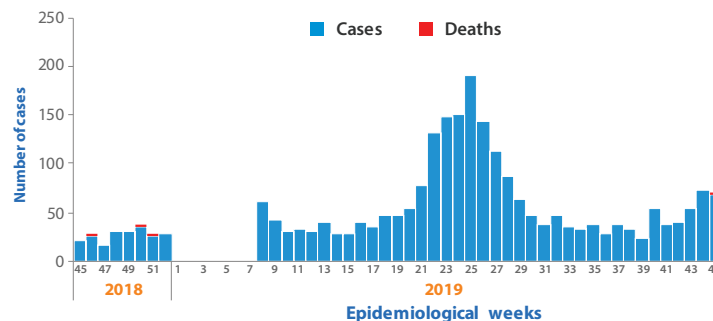
# WEEKLY AWD/CHOLERA SITUATION REPORT - SOMALIA

Epidemiological Week 45 (04 - 10 November, 2019)

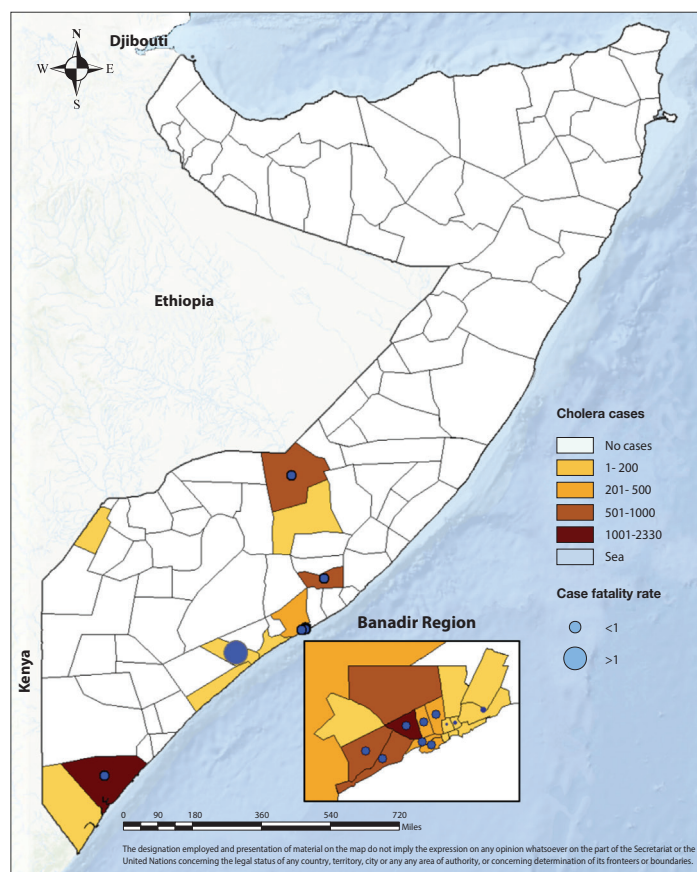
## Highlights

- During week 45, a total of 69 new cases of cholera and 1 death were reported from 11 districts of Banadir region. No case was reported from any other areas
- Since December 2017, a total of 9 111 cumulative cases, including 47 deaths (CFR 0.5%), were reported from 3 states of Somalia (Hirshabelle, Jubbaland and South West state) and Banadir region
- Since December 2017 a cumulative attack rate of 207 cases per 100 000 population was reported with Kismayo (Jubbaland) and Daynile (Banadir) being the most affected
- Though the overall case-fatality rate (CFR) was 0.5%, higher rates were observed in Daynile, Waberi, Karan and Kurtunwarey districts exceeding the WHO's threshold of <1%
- Of the 834 stool samples tested for culture since December 2017, 165 samples were tested positive for *Vibrio cholerae* serotype Ogawa
- Culture and sensitivity tests performed at the central public health laboratory in Mogadishu, show that the *Vibrio cholerae*, O1, serotype Ogawa is sensitive to chloramphenicol and tetracycline but resistant to ampicillin and nalidixic acid

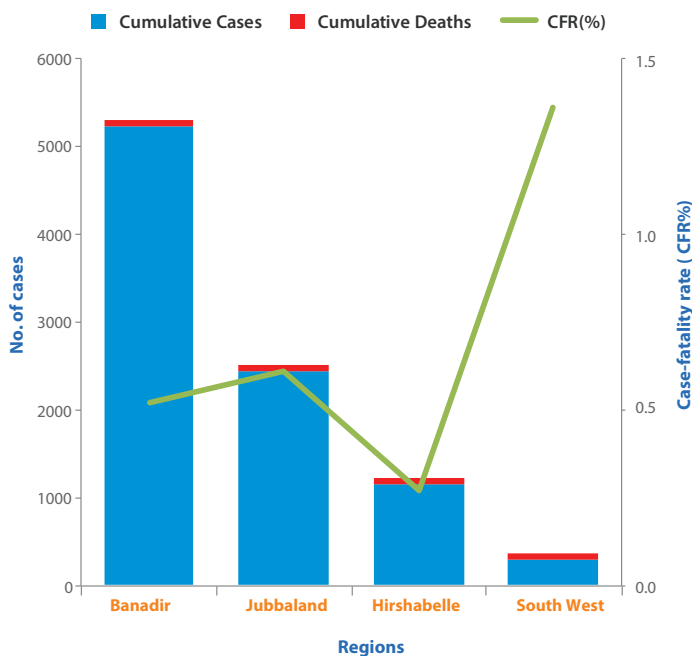
Trends of cholera cases in Somalia from October 2017 to 10 November 2019



Distribution of cholera cases from December 2017 to week 45/2019



Cholera cases, deaths and case-fatality rates by state of Somalia, December 2017 to 10 November 2019



## Summary statistics

- **69** new cases of cholera were reported during week **45**, of which **48 (69.5%)** were children under **5** years of age
- **9 111** cumulative cases including **47** deaths were reported since December 2017 of which **5 226** were children under **5** years of age and **4 378** cases were in females
- **2 350** cumulative cases of cholera and **1** death were reported in 2019

Suspected cholera cases, attack rate, deaths and case fatality rate by district (December 2017 to 10 November 2019)

State/region	Districts	Cumulative cases	Population	Cumulative Deaths	CFR (%)	Attack Rate
Banadir	Abdilaziz	17	47 332	0	0.0	36
	Bondere	25	109 840	0	0.0	23
	Darkenley	807	163 855	1	0.1	493
	Daynile	942	93 977	11	1.2	1 002
	HamarJabja	272	95 296	2	0.8	285
	HamarWeine	67	100 088	0	0.0	67
	Hawlwadag	207	118 585	1	0.5	175
	Heliwaa	44	131 341	0	0.0	34
	Hodan	1142	251 045	2	0.2	455
	Kahda	82	112 130	0	0.0	73
	Karaan	89	253 106	1	1.2	35
	Madina	1016	173 573	4	0.3	585
	Shangani	18	43 775	0	0.0	41
	Shibis	16	172 842	0	0.0	9
Waberi	182	100 540	2	1.1	181	
Warta nabada	214	128 159	1	0.5	167	
Yaqshid	100	314 160	0	0.0	32	
Hirshabelle	Beletweyne	522	222 251	1	0.2	235
	Bulo barde	43	95 403	0	0.0	45
Jubbaland	Jowhar	558	291 189	2	0.4	192
	Belet hawa	94	108 876	0	0.0	86
South West	Kismayo	2,330	139 585	15	0.6	1 669
	Badhadhe	30	45 956	0	0.0	65
South West	Afgoye	153	263 633	0	0.0	58
	Brava	14	111 433	0	0.0	13
	Kurtunwarey	31	211 924	4	12.9	15
	Merka	96	511 031	0	0.0	19
<b>Total</b>		<b>9 111</b>	<b>4 410 925</b>	<b>47</b>	<b>0.5</b>	<b>203</b>

\* Case fatality rate >1% has been highlighted as red \* Banadir is not classified as a state