

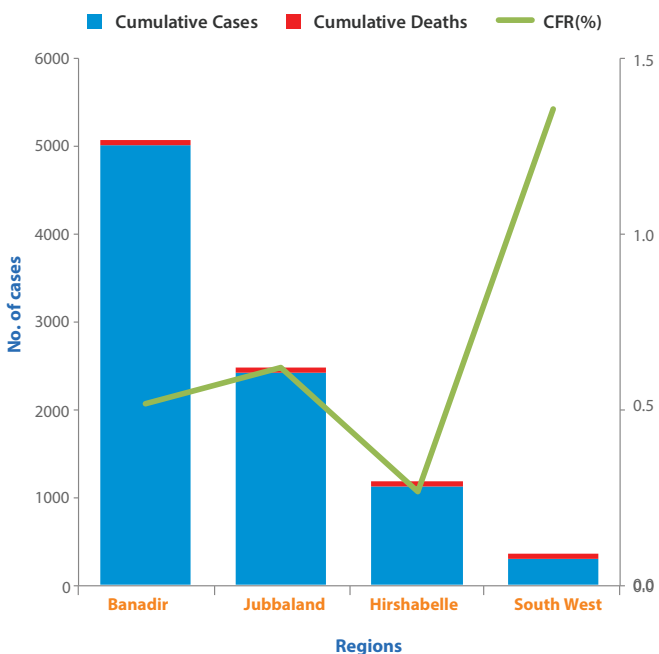
WEEKLY AWD/CHOLERA SITUATION REPORT - SOMALIA

Epidemiological Week 42 (14-20, October 2019)

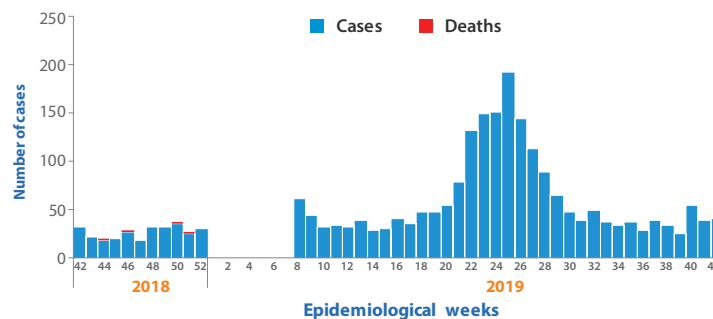
Highlights

- During week 42, a total of 41 new cases of cholera and no death were reported from 8 districts of Banadir region. No case was reported from any other areas
- Since December 2017, a total of 8 912 cumulative cases including 46 deaths (CFR 0.5%) were reported from 3 states of Somalia (Hirshabelle, Jubbaland and South West state) and Banadir region
- Since December 2017, a cumulative attack rate of 202 cases per 100 000 population has been reported with Kismayo (Jubbaland) and Daynile (Banadir) being the most affected
- Though the overall case-fatality rate (CFR) was 0.5%, higher rates were observed in Daynile, Waberi, Karan and Kurtunwarey districts exceeding the WHO's threshold of <1%
- Of the 820 stool samples tested for culture since December 2017, 162 samples were tested positive for *Vibrio cholerae* serotype Ogawa
- Culture and sensitivity tests performed at the central public health laboratory in Mogadishu, show that the *Vibrio cholerae*, O1, serotype Ogawa is sensitive to chloramphenicol and tetracycline but resistant to ampicillin and nalidixic acid

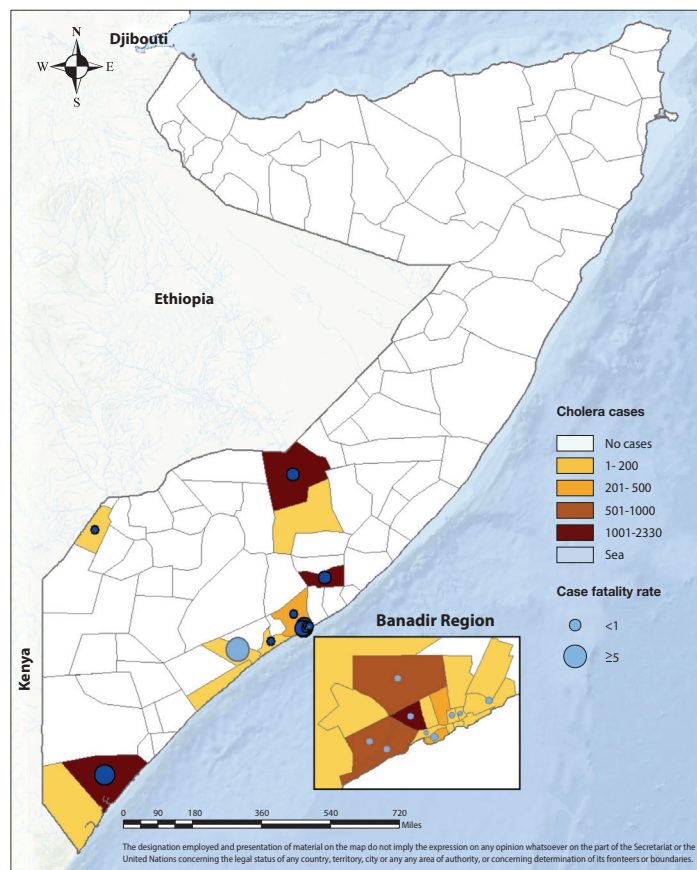
Cholera cases, deaths and case-fatality rates by state of Somalia, December 2017 to 20 October 2019



Trends of cholera cases in Somalia from October 2018 to 20 October 2019



Distribution of cholera cases from December 2017 to week 42/2019



Summary statistics

- **41** new cases of cholera were reported during week **42**, of which **26 (63.4%)** were children under **5** years of age
- **8 912** cumulative cases including **46** deaths were reported since December 2017 of which **5 389** were children under **5** years of age and **4 283** cases were in females
- **2 151** cumulative cases of cholera and no death were reported in 2019

Suspected cholera cases, attack rate, deaths and case fatality rate by district (December 2017 to 20 October 2019)

State/region	Districts	Cumulative cases	Population	Cumulative Deaths	CFR (%)	Attack Rate
Banadir	Abdilaziz	17	47 332	0	0.0	36
	Bondere	22	109 840	0	0.0	20
	Darkenley	786	163 855	1	0.1	480
	Daynile	916	93 977	11	1.2	975
	HamarJabja	258	95 296	2	0.8	271
	HamarWeine	67	100 088	0	0.0	67
	Hawlwadag	201	118 585	1	0.5	169
	Heliwaa	44	131 341	0	0.0	34
	Hodan	1095	251 045	2	0.2	436
	Kahda	73	112 130	0	0.0	65
	Karaan	87	253 106	1	1.2	34
	Madina	960	173 573	3	0.3	553
	Shangani	18	43 775	0	0.0	41
	Shibis	16	172 842	0	0.0	9
Waberi	176	100 540	2	1.1	175	
Warta nabada	210	128 159	1	0.5	164	
Yaqshid	95	314 160	0	0.0	30	
Hirshabelle	Beletweyne	522	222 251	1	0.2	235
	Bulo barde	43	95 403	0	0.0	45
Jubbaland	Jowhar	558	291 189	2	0.4	192
	Belet hawa	94	108 876	0	0.0	86
South West	Kismayo	2,330	139 585	15	0.6	1669
	Badhadhe	30	45 956	0	0.0	65
South West	Afgoye	153	263 633	0	0.0	58
	Brava	14	111 433	0	0.0	13
	Kurtunwarey	31	211 924	4	12.9	15
	Merka	96	511 031	0	0.0	19
Total		8 912	4 410 925	46	0.5	202

* Case fatality rate >1% has been highlighted as red * Banadir is not classified as a state