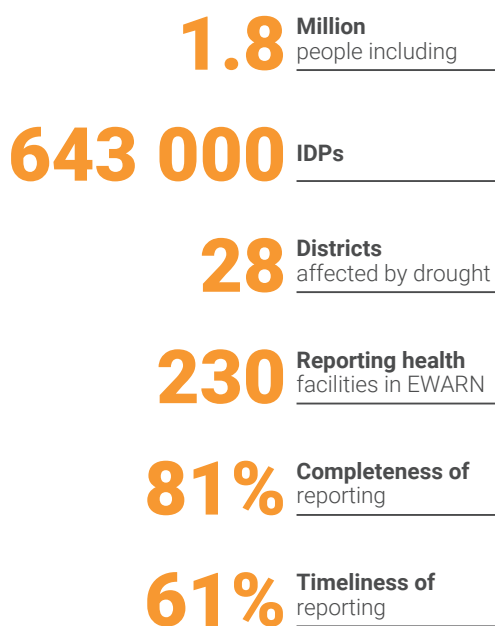


OVERALL SITUATION

Adverse climatic conditions shifting from severe drought to heavy *Deyr rains* (October-December, 2019) causing floods, continued across Somalia. This coupled with other drivers of humanitarian crisis, such as armed conflict and evictions have led to 643 000 internal displaced persons in 28 drought-affected districts.

Shortage of safe water, and poor hygiene and sanitation have left communities in drought-affected districts and IDP camps vulnerable to infectious disease outbreaks such as measles and diarrhoea

DROUGHT KEY FACTS



HEALTH SITUATION

20-26 January 2020

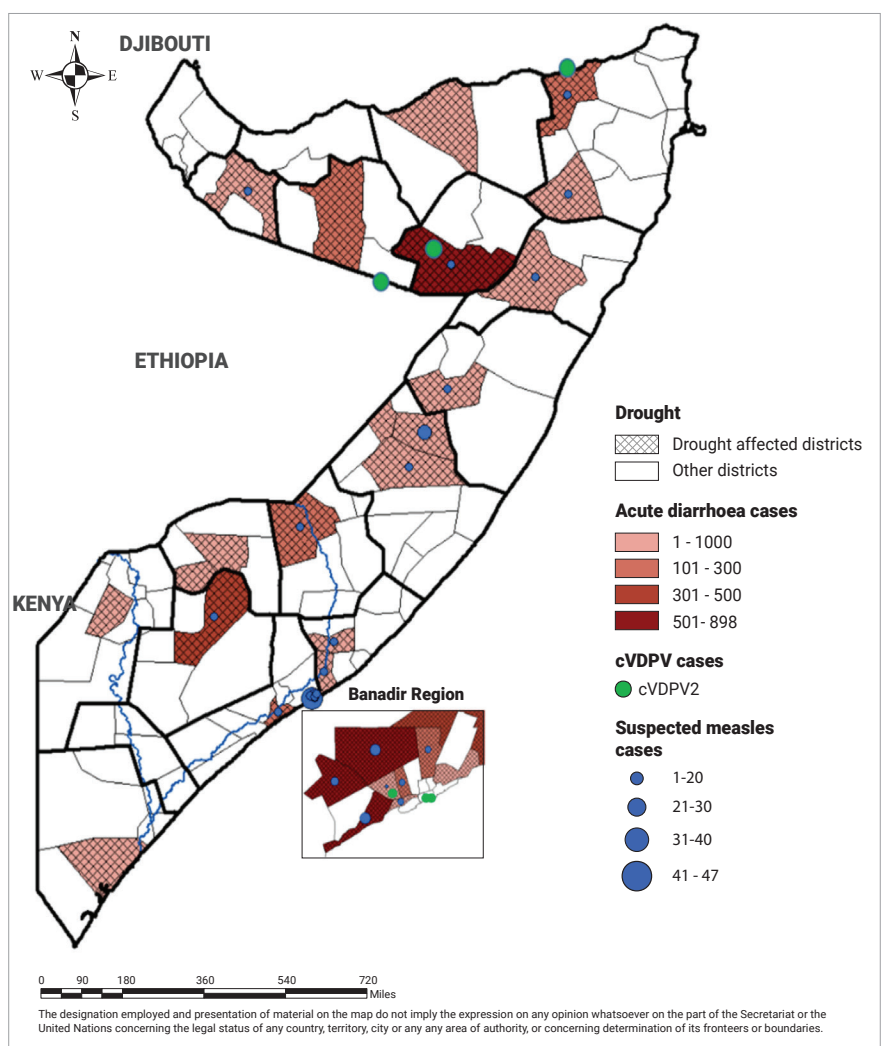
139¹ new cholera cases

57 suspected measles cases

3 075 acute diarrhoea cases

¹ This data is from drought affected districts only

Map showing drought-affected areas of Somalia, and locations of cases of diarrhoea, circulating vaccine-derived polio virus (cVDPV) type 2 and measles



CHOLERA IN DROUGHT-AFFECTED DISTRICTS

Since December 2017, cholera cases have continued to be reported in Somalia. Among the drought-affected districts, active transmission of cholera has been reported in Lower Shabelle (Marka), Hirran Region Beletweyne district and Banadir region. A total of 375 cholera cases were reported from Marka district, Beletweyne district and eight districts of Banadir affected by drought during epidemiological week 1 to week 4, 2020 (Table 1). Of the 1139 stool samples tested since December 2017, 276 samples tested positive for *Vibrio cholerae* serotype Ogawa and Inaba. Culture and sensitivity studies performed at the National Public Health Laboratory show that the *V. cholerae* serotype Ogawa isolated is sensitive to chloramphenicol and tetracycline but resistant to ampicillin and nalidixic acid.

ACUTE DIARRHOEAL DISEASES

Cases of acute diarrhoea increased in 2020 compared with previous years; this is linked to the shortage of safe water, and poor hygiene and sanitation (Fig. 1) as a result of drought and floods which occurred towards the end of 2019. Since epidemiological week 1 of 2020, a total of 11 249 cases of acute diarrhoea have been reported from drought-affected districts through EWARN. The most affected districts are Lasanood, Baidoa, Burco, Marka, Bossaso, Beletweyne, Jowhar and Danyile (See Table 1).

Fig. 1. Trends of acute diarrhoea cases reported in drought-affected districts of Somalia, 2017–2020

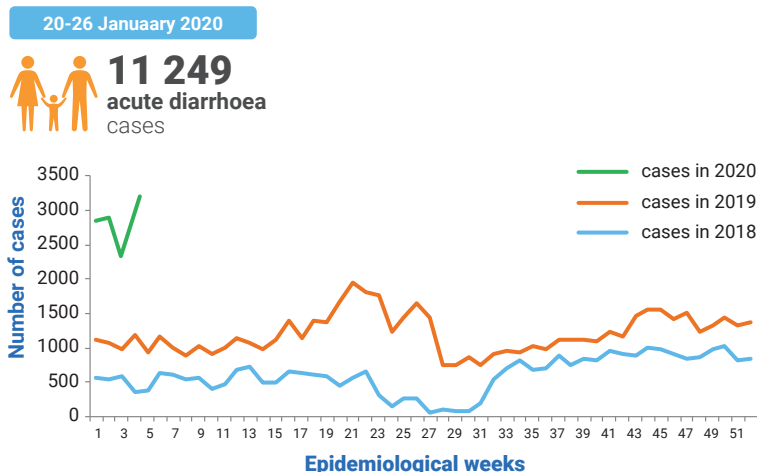


Fig. 2. Trends of measles cases reported in drought-affected districts of Somalia, 2017–2020

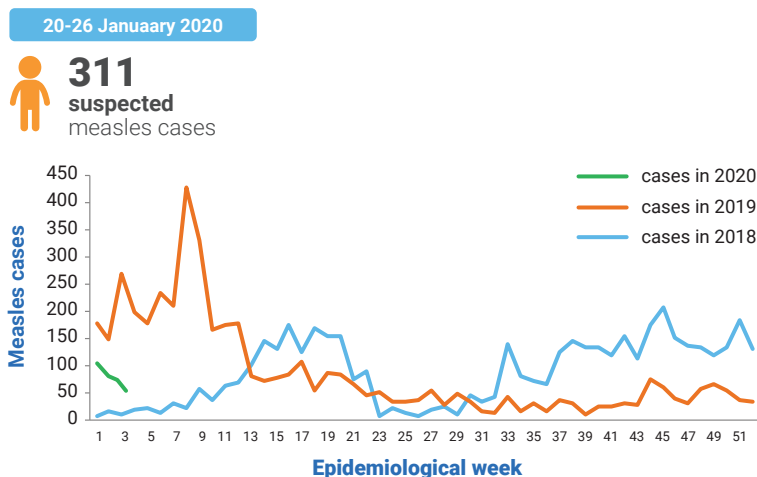
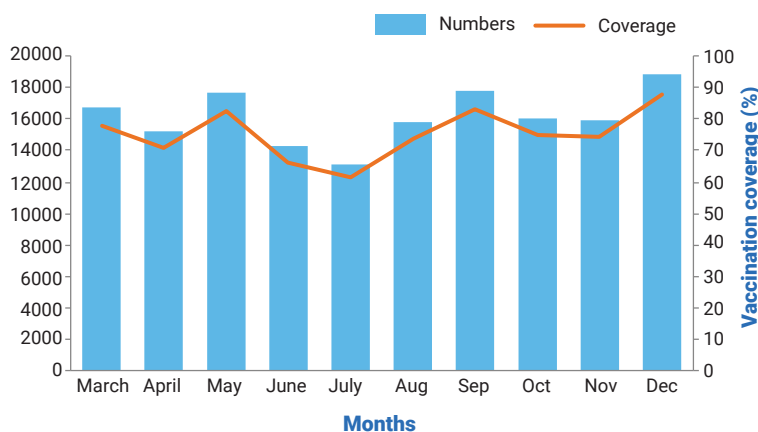


Fig. 3. Number of children under 1 year of age vaccinated against measles by month, 2019



POLIO UPDATES

Two new cases of circulating vaccine-derived polio virus type 2 (cVDPV2) were confirmed this week. Between epidemiological weeks 1 and 4 of 2020, three new cVDPV2 cases were confirmed in Somalia (Map). The most recent case of cVDPV2 was confirmed on 7 February 2020.

No new cases of circulating vaccine-derived polio virus type 3 (cVDPV3) reported from acute flaccid paralysis cases from 2018 to date. The last case of cVDPV3 in Somalia was confirmed on 7 September 2018.

Two (2) new environmental samples were positive for cVDPV2 in 2019. Date of collection of these two (2) recent positive environmental samples was 10 November 2019.

Integrated measles and polio vaccination campaign was conducted in Southwest, Jubbaland, Hirshabelle and Galmudug states from 24 to 28 November. A total of 1 031 972 under five years' children received polio vaccine, 930 506 received measles vaccine, 639 683 received deworming and 924 401 received Vitamin A supplementation.

Table 1. Cumulative numbers of diarrhoea, measles and cholera cases in drought-affected districts of Somalia (epidemiological weeks 4, 2020)^a

State/region	Districts	acute diarrhoea cases	Suspected measles cases	Suspected cholera cases
Banadir ^b	Daynile	380	28	95
	Hawal Wadag	77	2	10
	Hodan	20	0	85
	Kahda	209	8	14
	Karan	0	0	3
	Madina/Wadajir	371	111	96
	Waberi	120	17	10
	Yaqshid	70	1	4
Galmudug	Adado	50	66	0
	Dusamareeb	154	4	0
	Abudwaq	15	0	0
HirShabelle	Balad	89	8	0
	Jowhar	398	18	0
	Belet Weyne	736	7	0
Juba land	Kismayo	287	9	0
	Garbahare	172	0	0
Puntland	Garowe	233	1	0
	Bossaso	575	9	0
	Qardho	272	6	0
	Galkayo	213	2	0
Somaliland	Erigavo	232	0	0
	Hargeisa	321	2	0
	Las Anod	3403	2	0
	Burao	836	0	0
South West state	Wajid	3	0	0
	Hudur	261	0	0
	Baidoa	1094	8	0
	Marka	658	2	0
Total		11 249	311	317

^a The total number of cases reported on EWARN may change after verification by surveillance teams.

^b Banadir is a region not a state.

WHO and the Federal Ministry of Health continue to monitor trends of epidemic-prone diseases in drought-affected districts using the electronic EWARN. WHO and health cluster partners are implementing preparedness and response activities to prevent the negative effects of drought. WHO is also supporting different states to increase the number of health facilities submitting alerts of epidemic-prone diseases in EWARN. With support from Central Emergency Response Fund (CERF), WHO in collaboration with state level health authorities are implementing activities to avert the negative consequence of drought in selected districts of Jubbaland, Southwest state and Hirshabelle.

EPIDEMIC PRONE DISEASE ALERTS REPORTED IN FLOOD AND DROUGHT AFFECTED DISTRICTS

During week 4, health facilities in flood and drought-affected districts reported alerts of: acute watery diarrhea (114 cases), malaria (164 cases), and measles (21 cases). The alerts were verified through field investigation by WHO deployed Rapid Response Teams (RRT). A total of 113 acute diarrhea cases, 21 measles cases and 58 malaria cases were verified as true, most of the alerts were from Baidoa, Madina, Berdale and Hargeisa. All patients were treated and referred to the nearest health center for further management.

Reporting week	Alert description	No. Of alerts reported	No. Of alerts verified	No. Of true alerts
Week 1	Acute watery diarrhoea (AWD)	109	10	0
	bloody diarrhoea	13	5	0
	Malaria	324	10	5
	Measles	64	50	39
Total week 1		510	75	44
Week 2	Acute watery diarrhoea (AWD)	116	116	0
	bloody diarrhoea	10	10	0
	Malaria	147	148	2
	Measles	48	47	16
Total week 2		321	321	18
Week 3	Acute watery diarrhoea (AWD)	164	148	16
	bloody diarrhoea	0	0	0
	Malaria	339	152	187
	Measles	26	26	16
Total week 3		529	326	203
Week 4	Acute watery diarrhoea (AWD)	114	114	113
	bloody diarrhoea	16	16	0
	Malaria	164	164	58
	Measles	164	164	58
Total week 4		458	458	229