

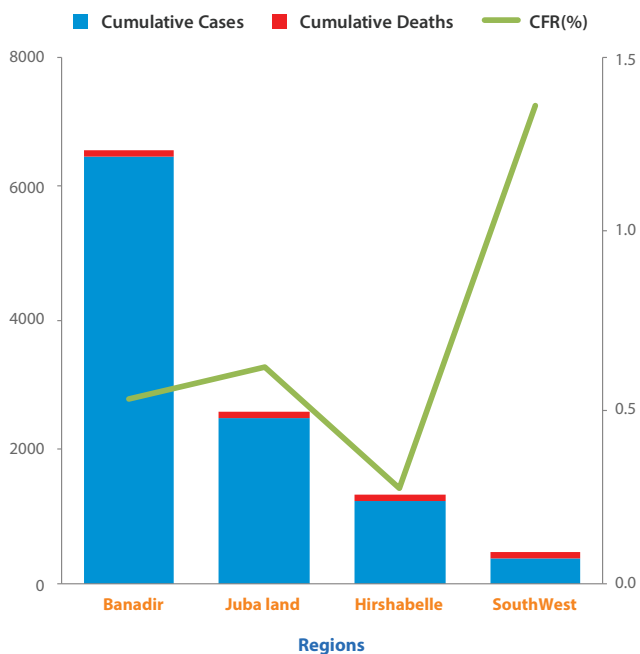
WEEKLY AWD/CHOLERA SITUATION REPORT - SOMALIA

Epidemiological Week 4 (20-26 January, 2020)

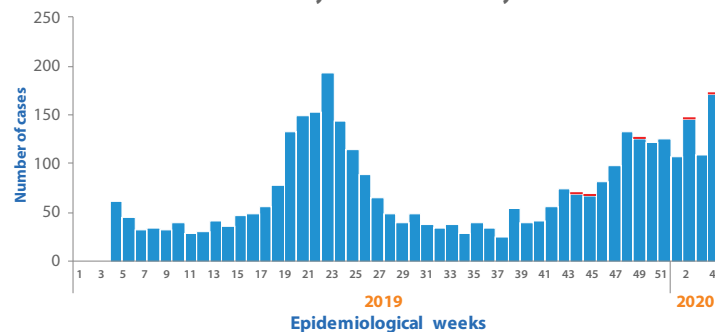
Highlights

- During week 4, a total of 170 new cases of cholera and 2 deaths were reported from 14 districts of Banadir region and Beletweyne district. No case was reported from other areas
- Since December 2017, a total of 1 0391 cumulative cases, including 53 deaths (CFR 0.5%), were reported from 3 states of Somalia (Hirshabelle, Jubbaland and South West state) and Banadir region
- Since December 2017 a cumulative attack rate of 236 cases per 100 000 population was reported with Kismayo (Jubbaland) and Daynile (Banadir) being the most affected districts
- Though the overall case-fatality rate (CFR) was 0.5%, higher rates were observed in Abdilaziz, Karan and Kurtunwarey districts exceeding the WHO's threshold of <1% case fatality rate
- Of the 1139 stool samples tested for culture since December 2017, 276 samples were tested positive for *Vibrio cholerae* serotype Ogawa
- Culture and sensitivity tests performed at the central public health laboratory in Mogadishu, show that the isolated *Vibrio cholerae*, O1, serotype Ogawa is sensitive to chloramphenicol and tetracycline but resistant to ampicillin and nalidixic acid

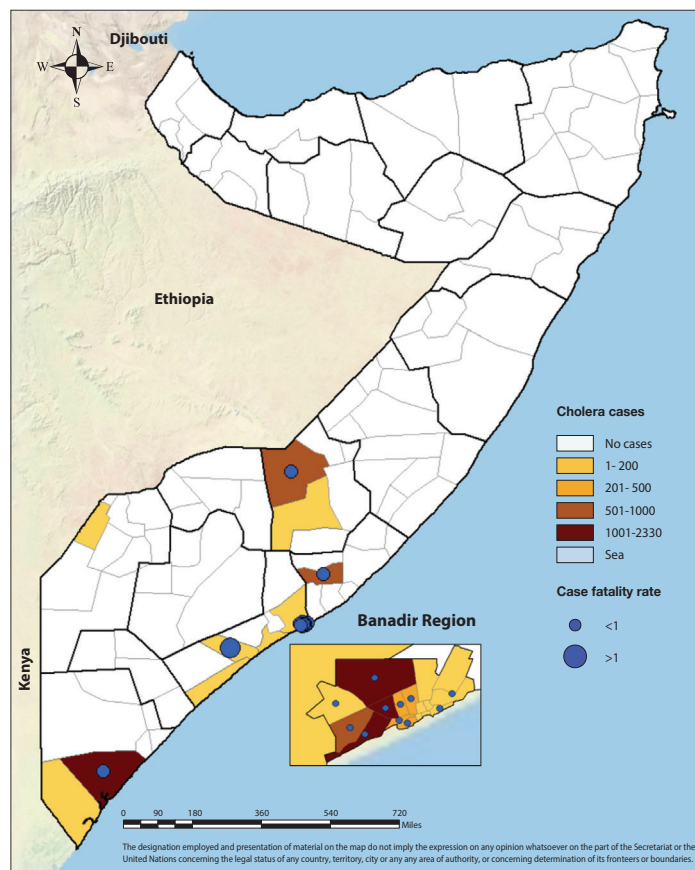
Cholera cases, deaths and case-fatality rates by state of Somalia, December 2017 to 26 January 2020



Trends of cholera cases in Somalia from January 2019 to 26 January 2020



Distribution of cholera cases from December 2017 to week 4/2020



Summary statistics

- **170** new cases of cholera and **2** deaths were reported during week 4, of which **140 (82.3%)** were children under 5 years of age
- **10 221** cumulative cases including **51** deaths were reported since December 2017 when the outbreak began, of which **6 291 (61.5%)** were children under 5 years of age and **4 897 (48.4%)** cases were females
- **530** cumulative cases of cholera and **3** deaths have been reported in 2020

Suspected cholera cases, attack rate, deaths and case fatality rate by district (December 2017 to 26 January 2020)

State/region	Districts	Cumulative cases	Population	Cumulative Deaths	CFR (%)	Attack Rate
Banadir	Abdul Aziz	23	47 332	1	4.3	49
	Bondere	35	109 840	0	0.0	32
	Dharkenly	956	163 855	1	0.1	583
	Danyile	1198	93 977	11	0.9	1275
	Hamar Jabjab	352	95 296	2	0.6	369
	Hamar Weyn	86	100 088	0	0.0	86
	Hawal Wadag	235	118 585	1	0.4	198
	Heliwa	53	131 341	0	0.0	40
	Hodan	1363	251 045	2	0.1	543
	Kahda	132	112 130	1	0.8	118
	Karan	100	253 106	1	1.0	40
	Madina	1266	173 573	5	0.4	729
	Shangani	20	43 775	0	0.0	46
	Shibis	21	172 842	0	0.0	12
Waberi	221	100 540	2	0.9	220	
Wardegly	249	128 159	2	0.8	194	
Yaqshid	111	314 160	0	0.0	35	
Hirshabelle	Belet Weyne	580	222 251	3	0.2	261
	Bulo Burti	43	95 403	0	0.0	45
Jubbaland	Jowhar	558	291 189	2	0.4	192
	Belet Hawa	94	108 876	0	0.0	86
South West	Kismayo	2,330	139 585	15	0.6	1669
	Badade	30	45 956	0	0.0	65
	Afgoi	153	263 633	0	0.0	58
South West	Brava	14	111 433	0	0.0	13
	Kurtunwarey	31	211 924	4	12.9	15
	Marka	137	511 031	0	0.0	27
Total		10 391	4 410 925	53	0.5	236

* Case fatality rate >1% has been highlighted as red * Banadir is not classified as a state