

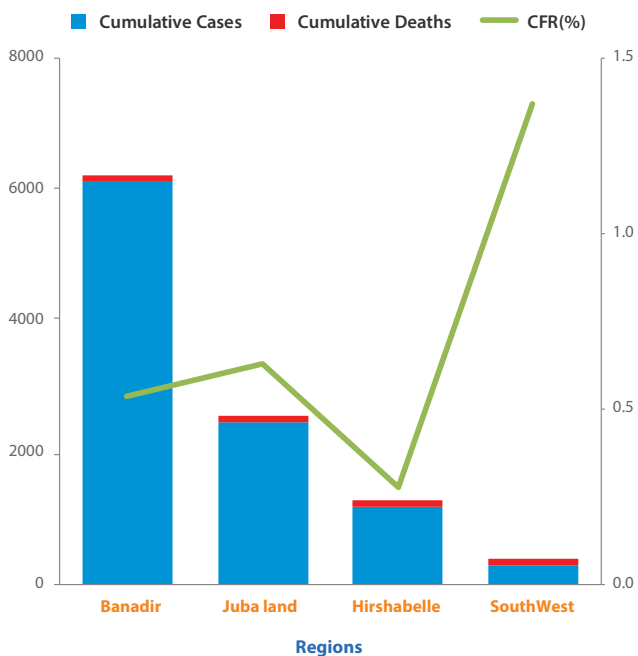
WEEKLY AWD/CHOLERA SITUATION REPORT - SOMALIA

Epidemiological Week 1 (30 December, 2019-05 January, 2020)

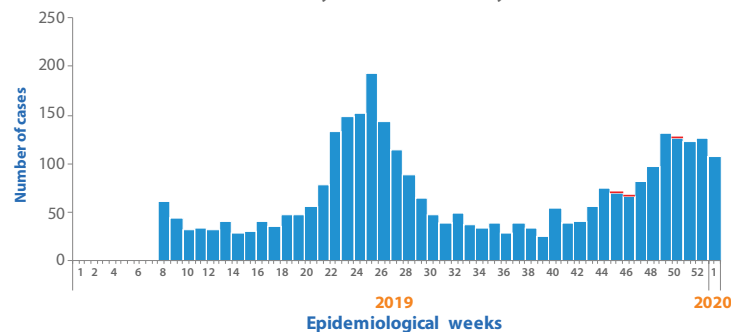
Highlights

- During week 1, a total of 107 new cases of cholera and no deaths were reported from 14 districts of Banadir region. No case was reported from other areas
- Since December 2017, a total of 9 968 cumulative cases, including 50 deaths (CFR 0.5%), were reported from 3 states of Somalia (Hirshabelle, Jubbaland and South West state) and Banadir region
- Since December 2017 a cumulative attack rate of 226 cases per 100 000 population was reported with Kismayo (Jubbaland) and Daynile (Banadir) being the most affected districts
- Though the overall case-fatality rate (CFR) was 0.5%, higher rates were observed in Abdilaziz, Daynile, Waberi, Karan and Kurtunwarey districts exceeding the WHO's threshold of <1% case fatality rate
- Of the 1 018 stool samples tested for culture since December 2017, 240 samples were tested positive for *Vibrio cholerae* serotype Ogawa
- Culture and sensitivity tests performed at the central public health laboratory in Mogadishu, show that the isolated *Vibrio cholerae*, O1, serotype Ogawa is sensitive to chloramphenicol and tetracycline but resistant to ampicillin and nalidixic acid

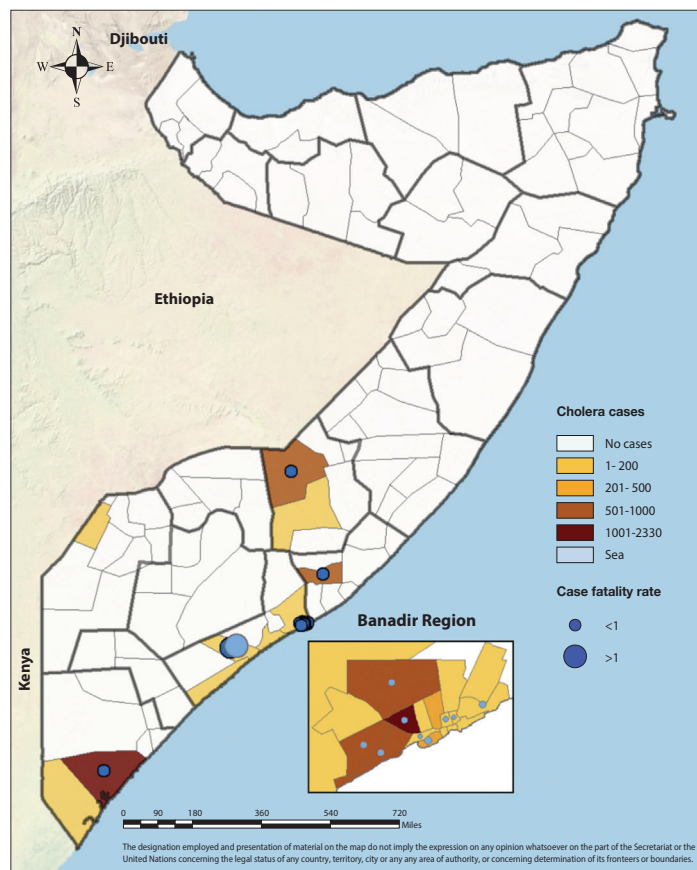
Cholera cases, deaths and case-fatality rates by state of Somalia, December 2017 to 5 January 2020



Trends of cholera cases in Somalia from January 2019 to 5 January 2020



Distribution of cholera cases from December 2017 to week 1/2020



Summary statistics

107 new cases of cholera were reported during week 1 of 2020, of which **78 (73%)** were children under 5 years of age

9 968 cumulative cases including **50** deaths were reported since December 2017 of which **6 097 (61%)** were children under 5 years of age and **4 824 (48%)** cases were in females

3 207 cumulative cases of cholera and **4** deaths have been reported in 2019

Suspected cholera cases, attack rate, deaths and case fatality rate by district (December 2017 to 5 January 2020)

| State/region | Districts | Cumulative cases | Population | Cumulative Deaths | CFR (%) | Attack Rate |
|--------------|-------------|------------------|------------------|-------------------|------------|-------------|
| Banadir | Abdilaziz | 22 | 47 332 | 1 | 0.0 | 46 |
| | Bondere | 31 | 109 840 | 0 | 0.0 | 28 |
| | Darkenley | 919 | 163 855 | 1 | 0.1 | 561 |
| | Daynile | 1 125 | 93 977 | 11 | 1.2 | 1 197 |
| | HamarJabja | 344 | 95 296 | 2 | 0.8 | 361 |
| | HamarWeine | 80 | 100 088 | 0 | 0.0 | 80 |
| | Hawlwadag | 225 | 118 585 | 1 | 0.5 | 190 |
| | Heliwaa | 51 | 131 341 | 0 | 0.0 | 39 |
| | Hodan | 1 295 | 251 045 | 2 | 0.2 | 516 |
| | Kahda | 120 | 112 130 | 1 | 0.0 | 107 |
| | Karaan | 97 | 253 106 | 1 | 1.2 | 38 |
| | Madina | 1 193 | 173 573 | 5 | 0.3 | 687 |
| | Shangani | 20 | 43 775 | 0 | 0.0 | 46 |
| | Shibis | 20 | 172 842 | 0 | 0.0 | 12 |
| Waberi | 213 | 100 540 | 2 | 1.1 | 212 | |
| Warta nabada | 235 | 128 159 | 1 | 0.5 | 183 | |
| Yaqshid | 107 | 314 160 | 0 | 0.0 | 34 | |
| Hirshabelle | Beletweyne | 522 | 222 251 | 1 | 0.2 | 235 |
| | Bulo barde | 43 | 95 403 | 0 | 0.0 | 45 |
| Jubbaland | Jowhar | 558 | 291 189 | 2 | 0.4 | 192 |
| | Belet hawa | 94 | 108 876 | 0 | 0.0 | 86 |
| South West | Kismayo | 2 330 | 139 585 | 15 | 0.6 | 1 669 |
| | Badhadhe | 30 | 45 956 | 0 | 0.0 | 65 |
| South West | Afgoye | 153 | 263 633 | 0 | 0.0 | 58 |
| | Brava | 14 | 111 433 | 0 | 0.0 | 13 |
| | Kurtunwarey | 31 | 211 924 | 4 | 12.9 | 15 |
| | Merka | 96 | 511 031 | 0 | 0.0 | 19 |
| Total | | 9 968 | 4 410 925 | 50 | 0.5 | 226 |

* Case fatality rate >1% has been highlighted as red * Banadir is not classified as a state