

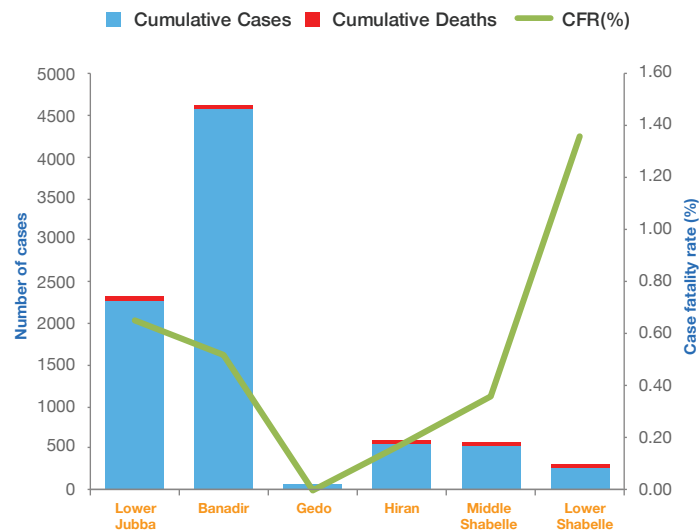
Highlights

- In July 2019, a total of 338 suspected cholera cases and no related death was reported from Banadir and Gedo regions.
- From December 2017 to July 2019, a total of 8 404 suspected cholera cases including 46 related deaths (CFR: 0.55 %) were reported from six regions (Banadir, Gedo, Hiran, Lower jubba, Middle Shabelle and Lower Shabelle). The districts with the highest cumulative number of cases are; Kismayo 2 305 (27.42%), Hodan 986 (11.73%) and Madina 843 (10.03%).
- The number of reported cases during the month of June shown a significant decline (around 50%) as compared to the previous month (675).
- This cholera outbreak is continuation of the outbreak that started since December 2017 but there was a gap in the reporting of the cases in the first seven weeks of 2019 due to closer of the main Cholera Treatment Center (CTC) in Banadir. The CTC has been reopened in early February to manage the suspected cholera cases and the center has started reporting the cases again.
- A total of 747 stool specimen were collected since December 2017. Of which, only 151 were laboratory confirmed for *Vibrio cholerae*, serotype Ogawa.

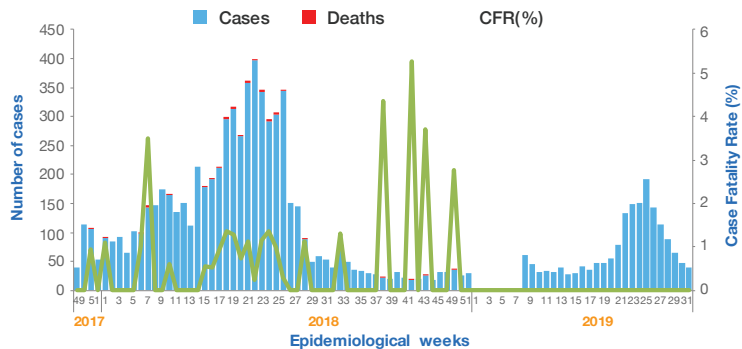
02 out of **18** regions reported suspected cholera cases in July 2019

Case fatality rate (CFR) **0%** in July 2019

Cholera cases by Regions in Somalia, December 2017 to July 2019



Cholera cases in Somalia, December 2017 to July 2019

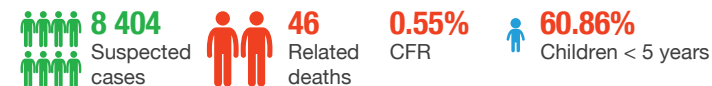


Cholera cases and deaths reported during December 2017 to July 2019

Region	Districts	Cumulative cases*	Cumulative Deaths*	CFR (%)
Banadir	Abdilaziz	15	1	6.67
	Bondere	19	0	0
	Daynile	833	10	1.20
	Darkenley	709	1	0.14
	HamarJabja	243	2	0.82
	Hamrweyn	69	0	0
	Heliwa	42	0	0
	Hodan	986	2	0.20
	Howlwadag	194	1	0.52
	Kahda	59	0	0
	Karaan	91	1	1.10
	Madina	843	3	0.36
	Shibis	16	0	0
	Shingani	17	0	0
	Waberi	167	2	1.20
	Warta Nabada	197	1	0.51
Yaqshid	90	0	0	
Gedo	Belethawo	94	0	0
Hiran	Beletweyn	522	1	0.19
Lower jubba	Bulo Burti	41	0	0
	Kismayo	2305	15	0.65
Middle Shabelle	Jowhar	558	2	0.36
	Afgoye	133	0	0
Lower Shabelle	Brava	14	0	0
	Kurtunwarey	27	4	14.81
	Merka	120	0	0
Total		8404	46	0.55

* Case fatality rate more than 1% is highlighted
* Cumulative number of cases and deaths are from December 2017 to July 2019

Cumulative key figures, December 2017 to July 2019



Last 4 weeks key figures, July 2019



Distribution of cholera cases in Somalia, January 2018 to July 2019

