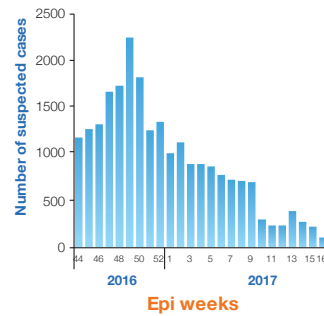


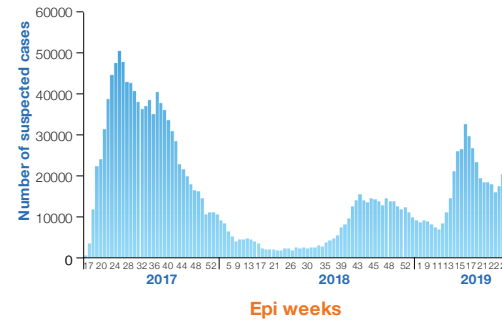
Highlights

- In June 2019, the Ministry of Public Health and Population of Yemen reported a total 85,681 suspected cholera cases including 65 related deaths (case fatality rate: 0.08%), from 21 governorates.
- The cumulative number of suspected cholera cases reported in Yemen since October 2016 to June 2019 is 1,871,484 including 3,577 related deaths with a case fatality rate of 0.19%. The country experienced a second wave of this outbreak from 27 April 2017. The total number of suspected cholera cases reported during the second wave were 1,845,657 including 3,448 related deaths with a case fatality rate of 0.19%.
- Since January 2019, a total of 6 627 stool specimens were tested. Out of these, 3 508 were laboratory confirmed for *Vibrio cholerae*.
- The 5 governorates with the highest cumulative attack rate per 10 000 are Amran (1,544.72), Al Mahwit (1,402.73), Sana'a (1,149.65), Al Bayda (912.92) and Dahamar (900.52). The national attack rate is 655.25 per 10 000. The Governorate with high numbers of deaths are Hajjah (543), Ibb (468), Al Hudaydah (371) and Taizz (291).

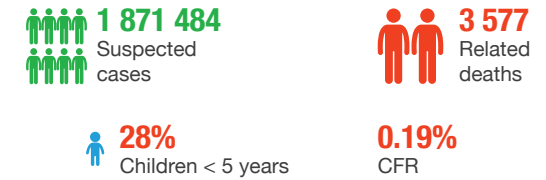
Epidemic curve of cholera cases in Yemen, October 2016 - 26 April 2017 (First wave)



Epidemic curve of cholera cases in Yemen, 27 April 2017 - 30 June 2019 (Second wave)



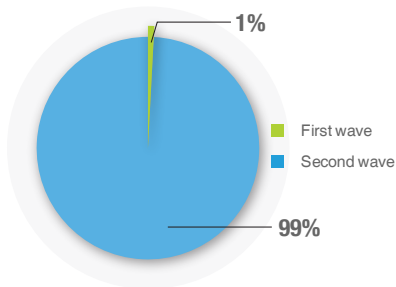
Cumulative key figures, October 2016 – June 2019



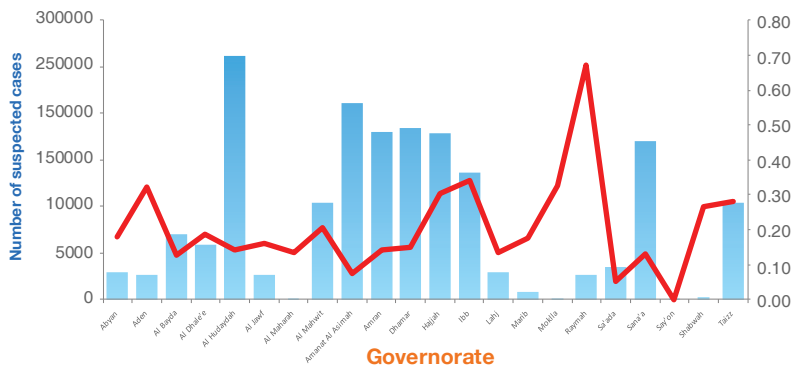
Last 4 weeks key figures, June 2019



Cholera cases reported in Yemen by epidemic wave, October 2016 – June 2019 (n= 1 871 484)



Cholera cases and Case fatality rates by governorate in Yemen, 27 April 2017 – 30 June 2019 (second wave)



Cholera cases and deaths reported during the second wave by governorate, 27 April 2017 – 30 June 2019

Governorate	Cases	Deaths	CFR (%)	Cumulative attack rate (per 10 000)
Abyan	29446	53	0.18	509.81
Aden	26109	84	0.32	277.63
Al Bayda	69871	88	0.13	912.92
Al Dhale'e	58563	109	0.19	787.70
Al Hudaydah	261073	371	0.14	795.85
Al Jawf	26653	43	0.16	456.05
Al Maharah	1477	2	0.14	97.37
Al Mahwit	103938	215	0.21	1402.73
Amanat Al Asimah	210950	161	0.08	726.91
Amran	180365	256	0.14	1544.72
Dhamar	183770	276	0.15	900.52
Hajjah	178912	543	0.30	748.23
Ibb	136858	468	0.34	457.76
Lahj	29956	40	0.13	293.88
Marib	8570	15	0.18	235.42
Moklla	613	2	0.33	13.70
Raymah	27261	183	0.67	443.18
Sa'ada	34882	18	0.05	371.98
Sana'a	170736	224	0.13	1149.65
Say'on	33	0	-	0.86
Shabwah	2246	6	0.27	36.73
Taizz	103375	291	0.28	341.19
Total	1 845 657	3 448	0.19	655.25

Distribution of suspected cholera cases in Yemen, January 2017 – June 2019

