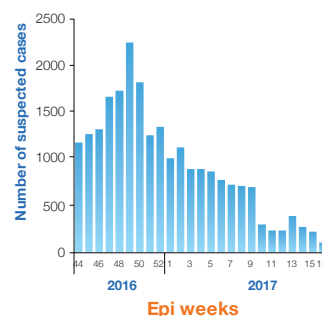


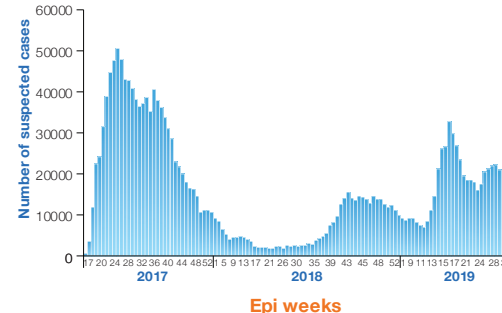
Highlights

- In July 2019, the Ministry of Public Health and Population of Yemen reported a total 91,522 suspected cholera cases including 74 related deaths (case fatality rate: 0.08%), from 21 governorates.
- The cumulative number of suspected cholera cases reported in Yemen since October 2016 to July 2019 is 1,963,347 including 3,657 related deaths with a case fatality rate of 0.19%. The country experienced a second wave of this outbreak from 27 April 2017. The total number of suspected cholera cases reported during the second wave were 1,937,520 including 3528 related deaths with a case fatality rate of 0.18%.
- Since January 2019, a total of 7,326 stool specimens were tested. Out of these, 4,095 were laboratory confirmed for *Vibrio cholerae*.
- The 5 governorates with the highest cumulative attack rate per 10 000 are Amran (1,576.02), Al Mahwit (1,443.10), Sana'a (1,225.95), Al Bayda (975.39) and Dahamar (933.75). The national attack rate is 687.86 per 10 000. The Governorate with high numbers of deaths are Hajjah (551), Ibb (476), Al Hudaydah (376) and Taizz (299).

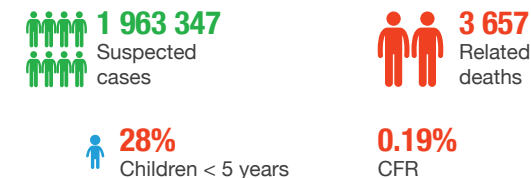
Epidemic curve of cholera cases in Yemen, October 2016 - 26 April 2017 (First wave)



Epidemic curve of cholera cases in Yemen, 27 April 2017 - 31 July 2019 (Second wave)



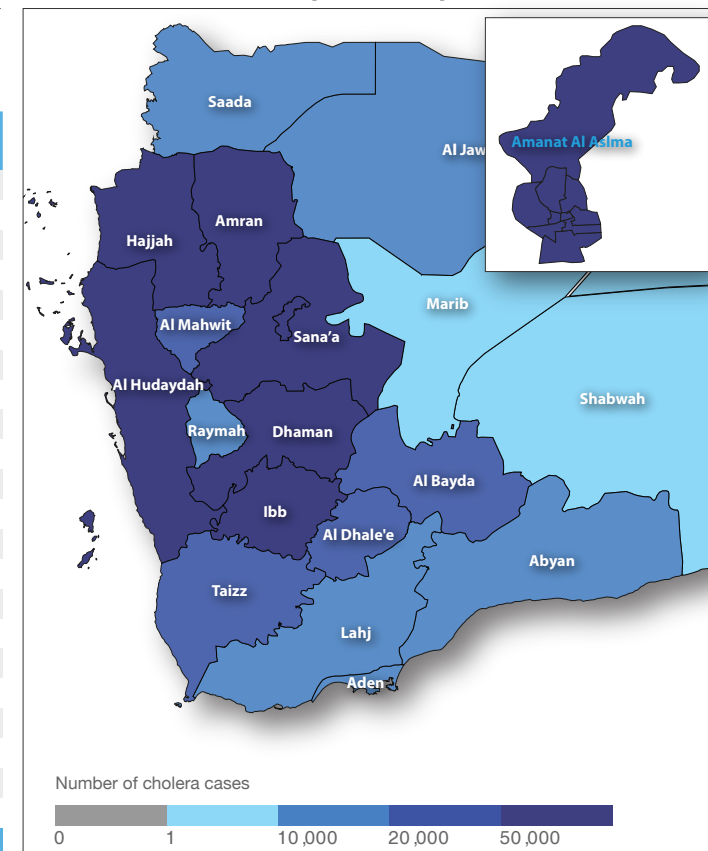
Cumulative key figures, October 2016 – July 2019



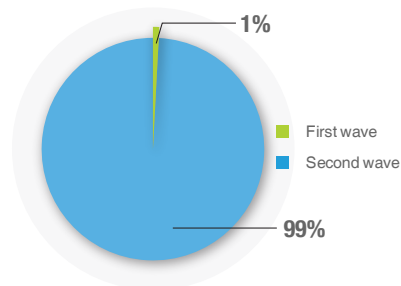
Last 4 weeks key figures, July 2019



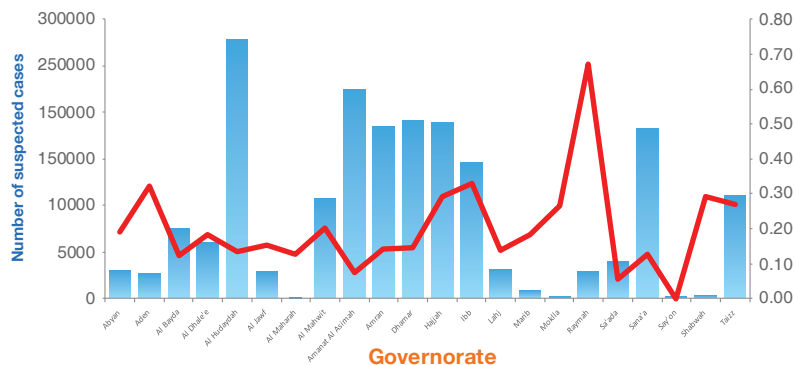
Distribution of suspected cholera cases in Yemen, January 2017 – July 2019



Cholera cases reported in Yemen by epidemic wave, October 2016 – July 2019 (n= 1 963 347)



Cholera cases and Case fatality rates by governorate in Yemen, 27 April 2017 – 31 July 2019 (second wave)



Cholera cases and deaths reported during the second wave by governorate, 27 April 2017 – 31 July 2019

Governorate	Cases	Deaths	CFR (%)	Cumulative attack rate (per 10 000)
Abyan	29784	57	0.19	515.66
Aden	26409	85	0.32	280.82
Al Bayda	74652	93	0.12	975.39
Al Dhale'e	59383	110	0.19	798.73
Al Hudaydah	277672	376	0.14	846.45
Al Jawf	28309	43	0.15	484.39
Al Maharah	1549	2	0.13	102.12
Al Mahwit	106929	217	0.20	1443.10
Amanat Al Asimah	223066	169	0.08	768.66
Amran	184020	260	0.14	1576.02
Dhamar	190551	282	0.15	933.75
Hajjah	188121	551	0.29	786.74
Ibb	144368	476	0.33	482.88
Lahj	30587	42	0.14	300.07
Marib	8756	16	0.18	240.53
Mokla	748	2	0.27	16.72
Raymah	28179	189	0.67	458.11
Sa'ada	39925	23	0.06	425.76
Sana'a	182067	229	0.13	1225.95
Say'on	33	0	-	0.86
Shabwah	2396	7	0.29	39.19
Taizz	110016	299	0.27	363.11
Total	1 937 520	3 528	0.18	687.86