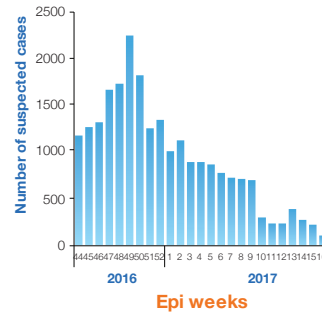


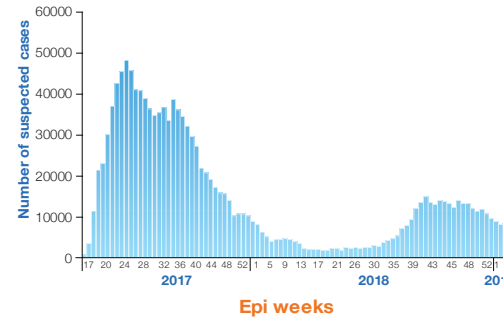
Highlights

- In January 2019, the Ministry of Public Health and Population of Yemen reported a total 36 062 suspected cholera cases including 34 related deaths (case fatality rate: 0.09%), from 19 governorates.
- The cumulative number of suspected cholera cases reported in Yemen since October 2016 to January 2019 is 1 455 585 including 2 906 related deaths with a case fatality rate of 0.19%. The country experienced a second wave of this outbreak from 27 April 2017. The total number of suspected cholera cases reported during the second wave were 1 429 758 including 2 777 related deaths with a case fatality rate of 0.19%.
- Since January 2018, a total of 11 030 stool specimens were tested. Out of these, 3 481 were laboratory confirmed for *Vibrio cholerae*.
- The 5 governorates with the highest cumulative attack rate per 10 000 are Amran (1 296.94), Al Mahwit (1 107.80), Sana'a (808.42), Dhamar (723.28) and Al Hudaydah (655.01). The national attack rate is 507.59 per 10 000. The Governorate with high numbers of deaths are Hajjah (473), Ibb (381), Al Hudaydah (344) and Taizz (223).

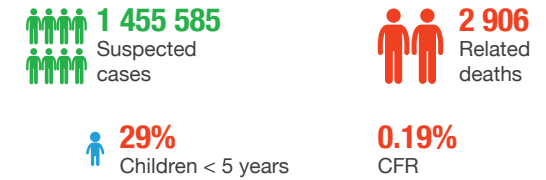
Epidemic curve of cholera cases in Yemen, October 2016 - 26 April 2017 (First wave)



Epidemic curve of cholera cases in Yemen, 27 April 2017 - 31 January 2019 (Second wave)



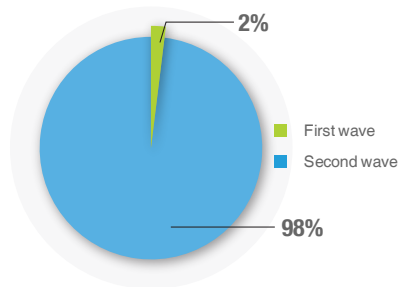
Cumulative key figures, October 2016 – January 2019



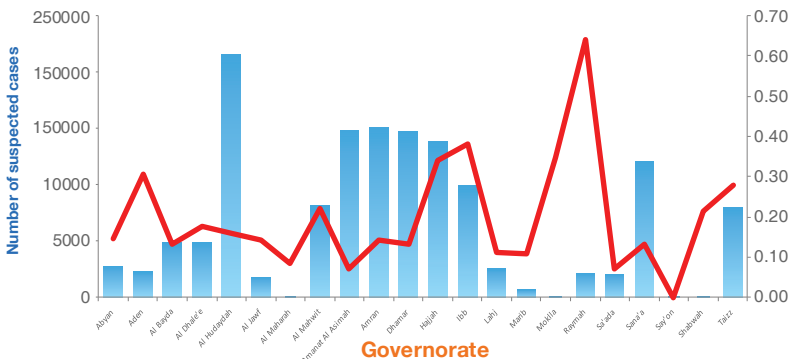
Last 4 weeks key figures, January 2019



Cholera cases reported in Yemen by epidemic wave, October 2016 – January 2019 (n= 1 455 585)



Cholera cases and Case fatality rates by governorate in Yemen, 27 April 2017 – 31 January 2019 (second wave)



Cholera cases and deaths reported during the second wave by governorate, 27 April 2017 – 31 January 2019

Governorate	Cases	Deaths	CFR (%)	Cumulative attack rate (per 10 000)
Abyan	28399	42	0.15	491.68
Aden	23109	71	0.31	245.73
Al Bayda	48794	65	0.13	637.53
Al Dhale'e	48515	86	0.18	652.55
Al Hudaydah	214872	344	0.16	655.01
Al Jawf	18730	27	0.14	320.48
Al Maharah	1172	1	0.09	77.26
Al Mahwit	82084	183	0.22	1107.80
Amanat Al Asimah	148110	107	0.07	510.37
Amran	151434	219	0.14	1296.94
Dhamar	147601	195	0.13	723.28
Hajjah	139040	473	0.34	581.48
Ibb	99455	381	0.38	332.66
Lahj	25867	29	0.11	253.76
Marib	7352	8	0.11	201.96
Moklla	573	2	0.35	12.81
Raymah	22493	144	0.64	365.67
Sa'ada	20913	15	0.07	223.01
Sana'a	120059	159	0.13	808.42
Say'on	31	0	-	0.81
Shabwah	1402	3	0.21	22.93
Taizz	79753	223	0.28	263.23
Total	1 429 758	2 777	0.19	507.59

Distribution of suspected cholera cases in Yemen, January 2017 – January 2019

