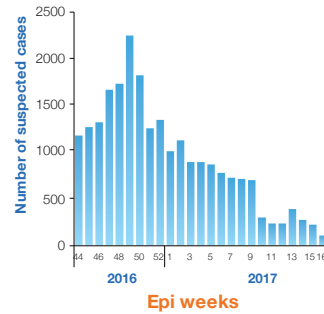


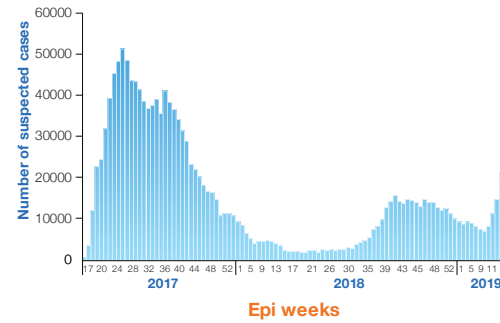
## Highlights

- In March 2019, the Ministry of Public Health and Population of Yemen reported a total 90 691 suspected cholera cases including 231 related deaths (case fatality rate: 0.25%), from 18 governorates.
- The cumulative number of suspected cholera cases reported in Yemen since October 2016 to March 2019 is 1 582 052 including 3 199 related deaths with a case fatality rate of 0.20%. The country experienced a second wave of this outbreak from 27 April 2017. The total number of suspected cholera cases reported during the second wave were 1 556 225 including 3 070 related deaths with a case fatality rate of 0.20%.
- Since January 2019, a total of 3 313 stool specimens were tested. Out of these, 1 367 were laboratory confirmed for *Vibrio cholerae*.
- The 5 governorates with the highest cumulative attack rate per 10 000 are Amran (1 395.90), Al Mahwit (1 184.20), Sana'a (916.64), Dahamar (775.56) and Al Bayda (734.60). The national attack rate is 552.49 per 10 000. The Governorate with high numbers of deaths are Hajjah (488), Ibb (424), Al Hudaydah (349) and Taizz (253).

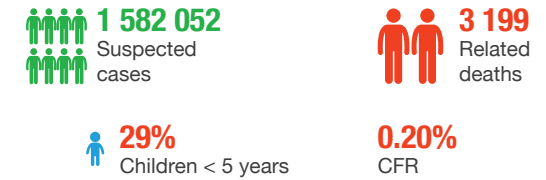
Epidemic curve of cholera cases in Yemen, October 2016 - 26 April 2017 (First wave)



Epidemic curve of cholera cases in Yemen, 27 April 2017 - 31 March 2019 (Second wave)



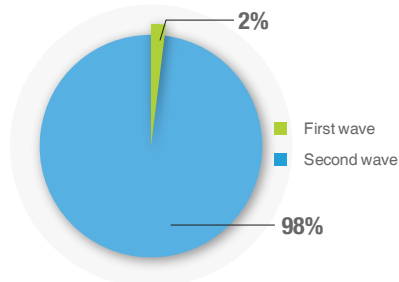
### Cumulative key figures, October 2016 – March 2019



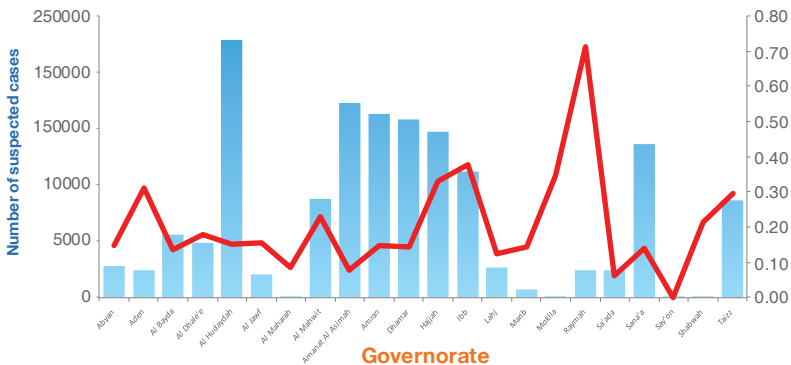
### Last 4 weeks key figures, March 2019



### Cholera cases reported in Yemen by epidemic wave, October 2016 – March 2019 (n= 1 582 052)



### Cholera cases and Case fatality rates by governorate in Yemen, 27 April 2017 – 31 March 2019 (second wave)



### Cholera cases and deaths reported during the second wave by governorate, 27 April 2017 – 31 March 2019

Governorate	Cases	Deaths	CFR (%)	Cumulative attack rate (per 10 000)
Abyan	28411	42	0.15	491.89
Aden	24049	75	0.31	255.72
Al Bayda	56223	76	0.14	734.60
Al Dhale'e	49001	87	0.18	659.09
Al Hudaydah	229139	349	0.15	698.50
Al Jawf	20395	32	0.16	348.97
Al Maharah	1173	1	0.09	77.33
Al Mahwit	87745	203	0.23	1184.20
Amanat Al Asimah	172449	137	0.08	594.24
Amran	162989	244	0.15	1395.90
Dhamar	158269	229	0.14	775.56
Hajjah	147081	488	0.33	615.11
Ibb	112381	424	0.38	375.89
Lahj	26732	33	0.12	262.25
Marib	7627	11	0.14	209.52
Mokkila	575	2	0.35	12.85
Raymah	24384	174	0.71	396.41
Sa'ada	24027	15	0.06	256.22
Sana'a	136131	192	0.14	916.64
Say'on	31	0	-	0.81
Shabwah	1411	3	0.21	23.08
Taizz	86002	253	0.29	283.85
<b>Total</b>	<b>1 556 225</b>	<b>3 070</b>	<b>0.20</b>	<b>552.49</b>

### Distribution of suspected cholera cases in Yemen, January 2017 – March 2019

