

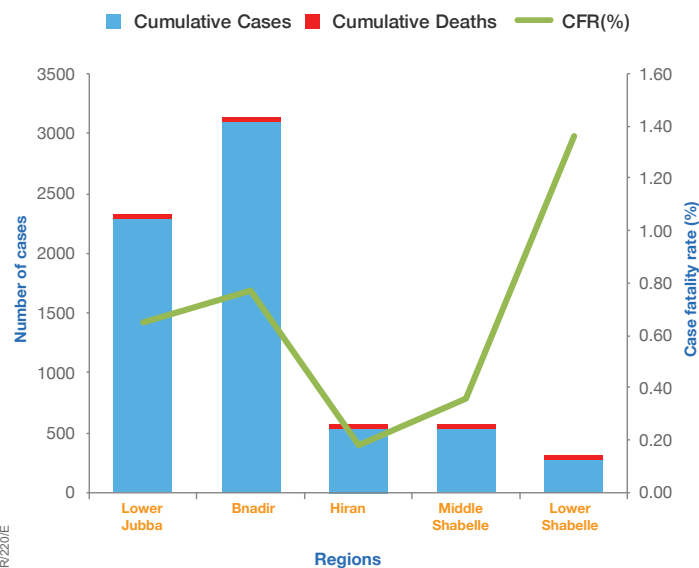
Highlights

- In April 2019, a total of 145 suspected cholera cases and no related death was reported from Banadir region.
- From December 2017 to April 2019, a total of 7 116 suspected cholera cases including 46 related deaths (CFR: 0.64 %) were reported from five regions (Banadir, Hiran, Lower jubba, Middle Shabelle, Lower Shabelle). The districts with the highest cumulative number of cases are; Kismayo 2 305 (32.39%), Hodan 728 (10.23%) and Deynile 613 (8.61%). However, only Banadir region reported suspected cholera cases during the month of April.
- This cholera outbreak is continuation of the outbreak that started since December 2017 but there was a gap in the reporting of the cases in the first seven weeks of 2019 due to closer of the main Cholera Treatment Center (CTC) in Banadir. The CTC has been reopened in early February to manage the suspected cholera cases and the center has started reporting the cases again.
- A total of 114 stool specimen were collected during 2019. Of which, only 10 were laboratory confirmed for *Vibrio cholerae*, serotype Ogawa.

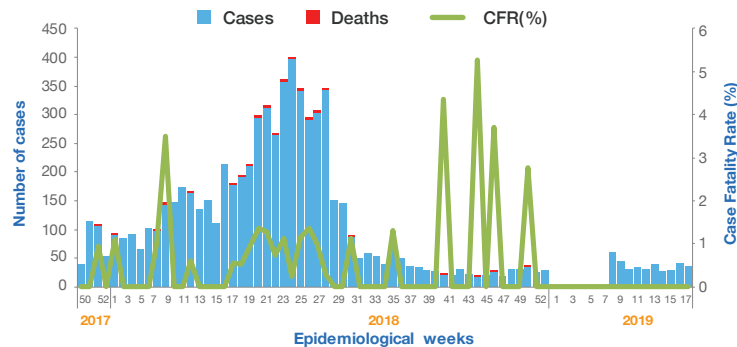
01 out of **18** regions reported suspected cholera cases in April 2019

Case fatality rate (CFR) **0%** in April 2019

Cholera cases by Regions in Somalia, December 2017 to April 2019



Cholera cases in Somalia, December 2017 to April 2019

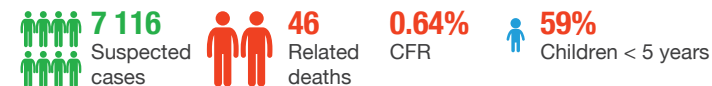


Cholera cases and deaths reported during December 2017 to April 2019

Region	Districts	Cumulative cases*	Cumulative Deaths*	CFR (%)
Banadir	Abdilaziz	10	1	10
	Bondere	9	0	0
	Daynile	613	10	1.63
	Darkenley	541	1	0.18
	HamarJabja	205	2	1
	Hamrweyn	61	0	0
	Heliwa	33	0	0
	Hodan	728	2	0.27
	Howlwadag	156	1	0.64
	Kahda	6	0	0
	Karaan	67	1	1.49
	Madina	599	3	0.50
	Shibis	15	0	0
	Shingani	11	0	0
	Waberi	139	2	1.44
Warta Nabada	138	1	0.72	
Yaqshid	65	0	0	
Hiran	Beletweyn	522	1	0.19
	Bulo Burti	41	0	0
Lower jubba	Kismayo	2305	15	0.65
Middle Shabelle	Jowhar	558	2	0.36
Lower Shabelle	Afgoye	133	0	0
	Brava	14	0	0
	Kurtunwarey	27	4	14.81
	Merka	120	0	0
Total		7116	46	0.64

* Case fatality rate more than 1% is highlighted
* Cumulative number of cases and deaths are from December 2017 to April 2019

Cumulative key figures, December 2017 to April 2019



Last 4 weeks key figures, April 2019



Distribution of cholera cases in Somalia, January 2018 to April 2019

