

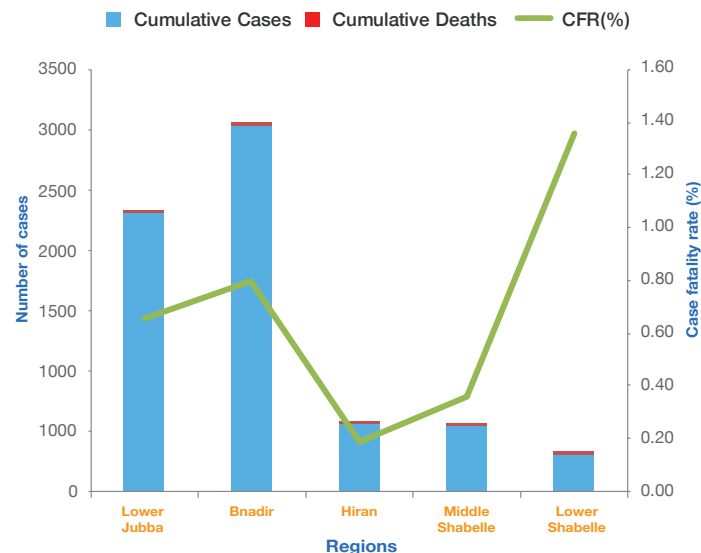
Highlights

- In December 2018, a total of 131 suspected cholera cases and 1 related death were reported from Banadir region (CFR: 0.76 %).
- From December 2017 to December 2018, a total of 6 727 suspected cholera cases including 46 related deaths (CFR: 0.68 %) were reported from five regions. The districts with the highest cumulative number of cases are; Kismayo 2 305 (34.26%), Hodan 660 (9.81%) and Jowhar 558 (8.29%).
- The number of reported cases during the month of December did not show any significant rise as compared to the previous month (111).
- A total of 351 stool specimen were collected during 2018. Of which, 104 were laboratory confirmed for *Vibrio cholerae*, serotype Ogawa.

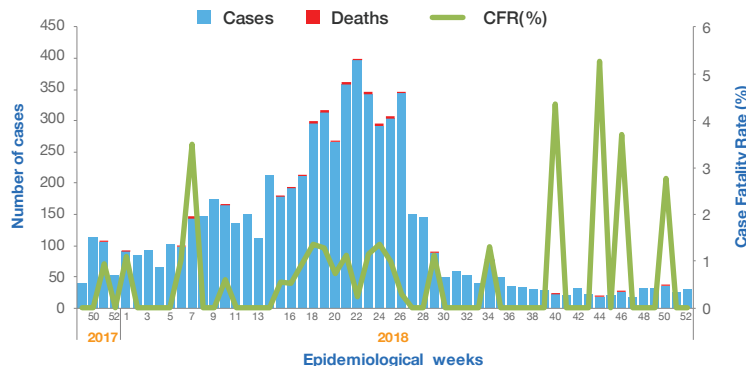
01 out of **18** regions reported suspected cholera cases in December 2018

Case fatality rate (CFR) **0.76%** in December 2018

Cholera cases by Regions in Somalia, December 2017 to December 2018



Cholera cases in Somalia, December 2017 to December 2018



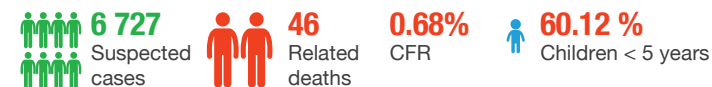
Cholera cases and deaths reported during December 2017 to December 2018

Region	Districts	Cumulative cases*	Cumulative Deaths*	CFR (%)
Banadir	Abdilaziz	9	1	11.11
	Darkenley	487	1	0.21
	Daynile	545	10	1.83
	HamarJabja	179	2	1.12
	Hamrweyn	54	0	0
	Heliwa	33	0	0
	Hodan	660	2	0.30
	Howlwadag	130	1	0.77
	Karaan	52	1	1.92
	Madina	515	3	0.58
Hiran	Shibis	14	0	0
	Shingani	8	0	0
	Waberi	128	2	1.56
	Wardigley	130	1	0.77
	Yaqshid	63	0	0
Lower jubba	Beletweyn	522	1	0.19
	Bulo Burti	41	0	0
Middle Shabelle	Kismayo	2305	15	0.65
	Jowhar	558	2	0.36
Lower Shabelle	Afgoye	133	0	0
	Brava	14	0	0
	Kurtunwarey	27	4	14.81
	Merka	120	0	0
	Total		6727	46

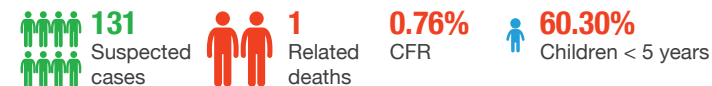
* Case fatality rate more than 1% is highlighted

*Cumulative number of cases and deaths are from December 2017 to December 2018

Cumulative key figures, December 2017 to December 2018



Last 4 weeks key figures, December 2018



Distribution of cholera cases in Somalia, January to December 2018

