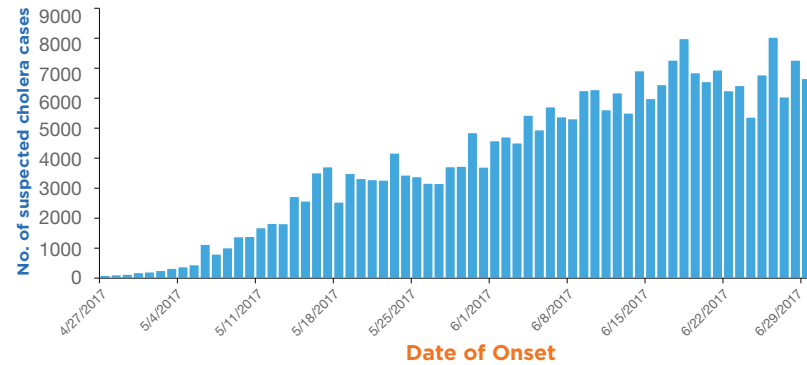


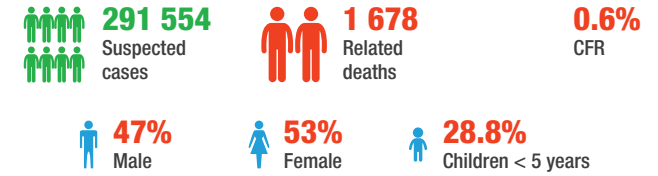
HIGHLIGHTS

- In June 2017, the Ministry of Public Health and Population recorded 184 767 suspected cholera cases and 967 associated deaths (CFR- 0.52%).
- Since the beginning of the second wave on 27 April 2017, the cumulative number of suspected cases of cholera reported stands at 259 897 including 1 594 deaths with a case fatality rate of 0.6%. However, since October 2016, the cumulative number of suspected cases reported in Yemen is 291 554 including 1 678 deaths with a case fatality rate of 0.6%.
- The unprecedented surge of suspected cholera cases comes as the health system and civil infrastructure, including water and sanitation facilities in most Yemeni governorates is seriously affected by the ongoing conflict.
- Scaling up the multisectoral and coordinated response in affected districts and governorates is a crucial key to control the outbreak. Hundreds of cholera treatment centers and oral rehydration therapy points have been established and operationalized with support of health and WaSH partners.

EPIDEMIC CURVE FOR THE 2ND WAVE OF THE CHOLERA OUTBREAK IN YEMEN: 27 APRIL - 30 JUNE 2017



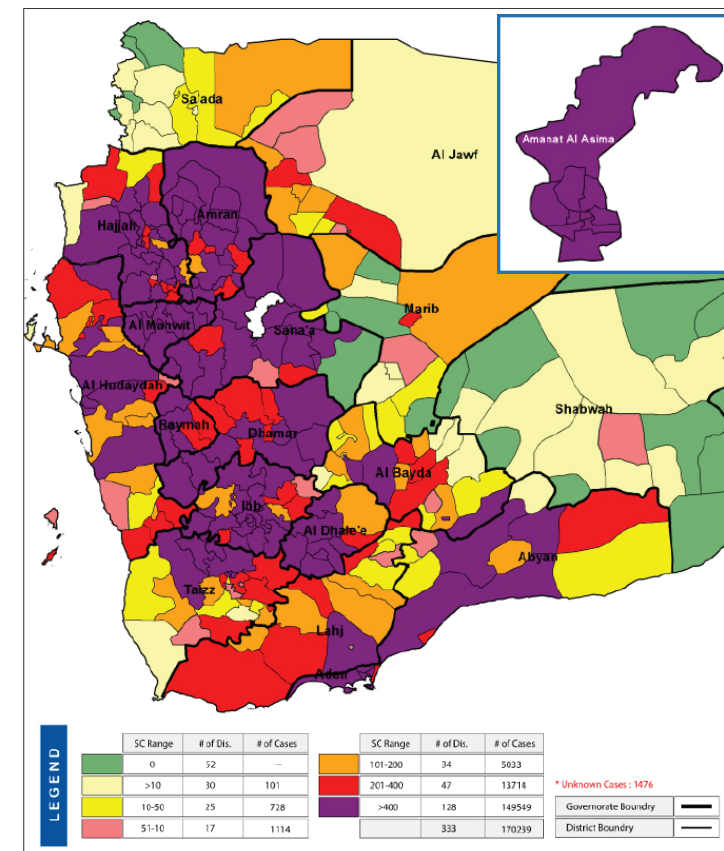
CUMULATIVE KEY FIGURES, OCT 2016 - JUNE 2017



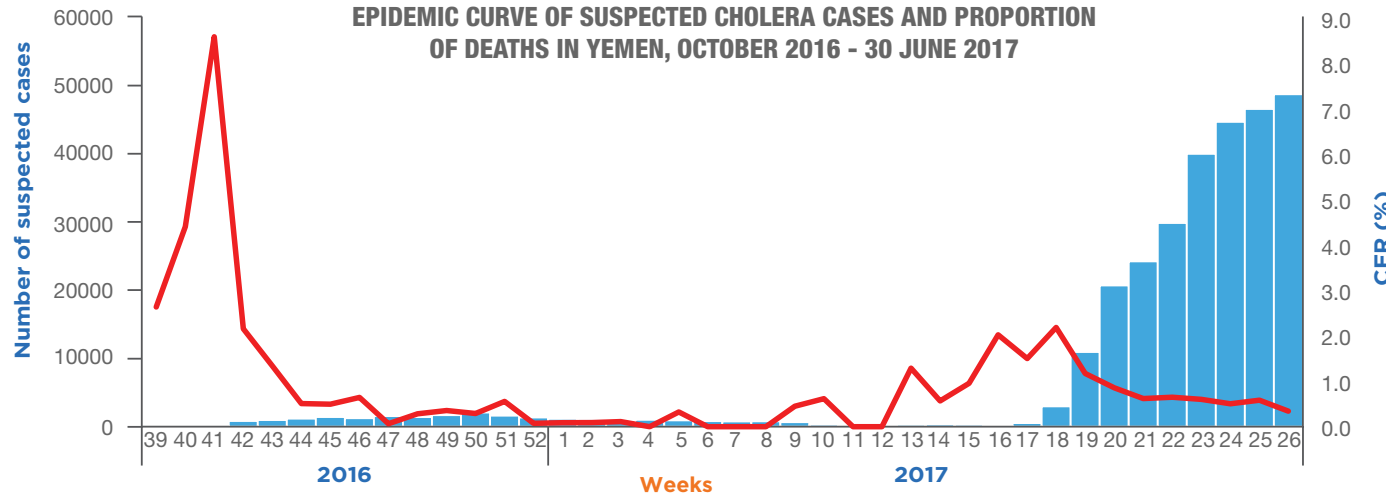
LAST 4 WEEKS KEY FIGURES, JUNE 2017



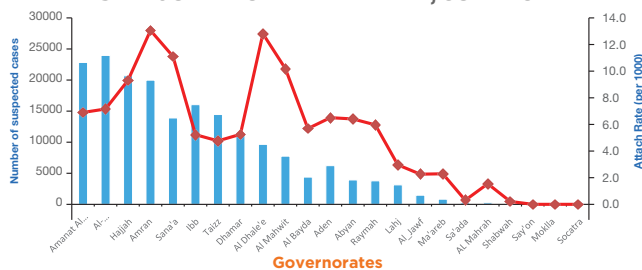
DISTRIBUTION OF SUSPECTED CHOLERA CASES IN YEMEN, JUNE 2017



EPIDEMIC CURVE OF SUSPECTED CHOLERA CASES AND PROPORTION OF DEATHS IN YEMEN, OCTOBER 2016 - 30 JUNE 2017



SUSPECTED CHOLERA CASES AND CASE-FATALITY RATES BY GOVERNORATE IN YEMEN, JUNE 2017



SUSPECTED CHOLERA CASE & DEATHS BY AGE-GROUP IN YEMEN, JUNE 2017

