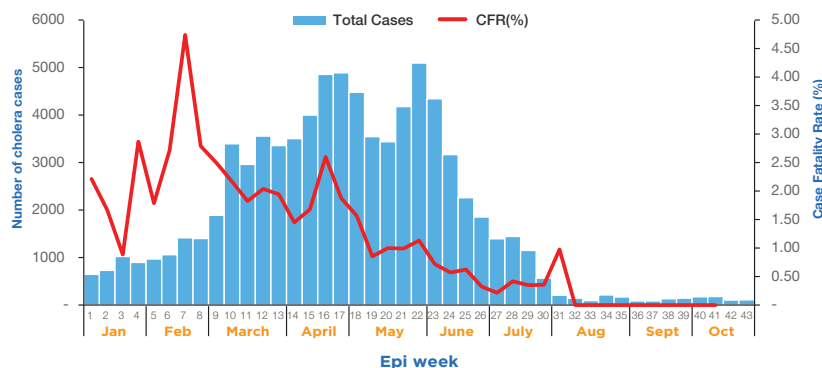


Highlights

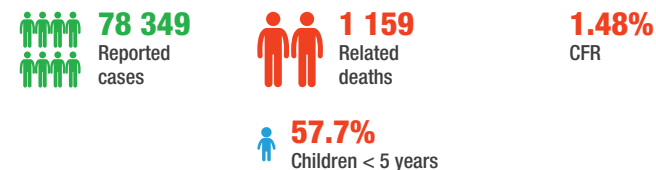
- During the month of October 2017, 567 cholera cases, with no death, were reported across the country as compared to 650 cases, with no death, reported in September 2017.
- The cumulative number of cholera cases reported from January to October 2017 is 78 349 including 1 159 associated deaths with a case fatality rate of 1.48% reported in 52 districts of the country.
- Cholera cases and deaths have declined significantly during the month of October 2017 with less districts reporting cases as compared to previous months.
- The overall case fatality rate has declined remarkably during the last three months. No death was recorded during the months of August, September and October 2017.

10 regions reported suspected cholera cases in October 2017 **9** out of **18** regions have case-fatality rate (CFR) above 1%

Cholera cases in Somalia, January–October 2017



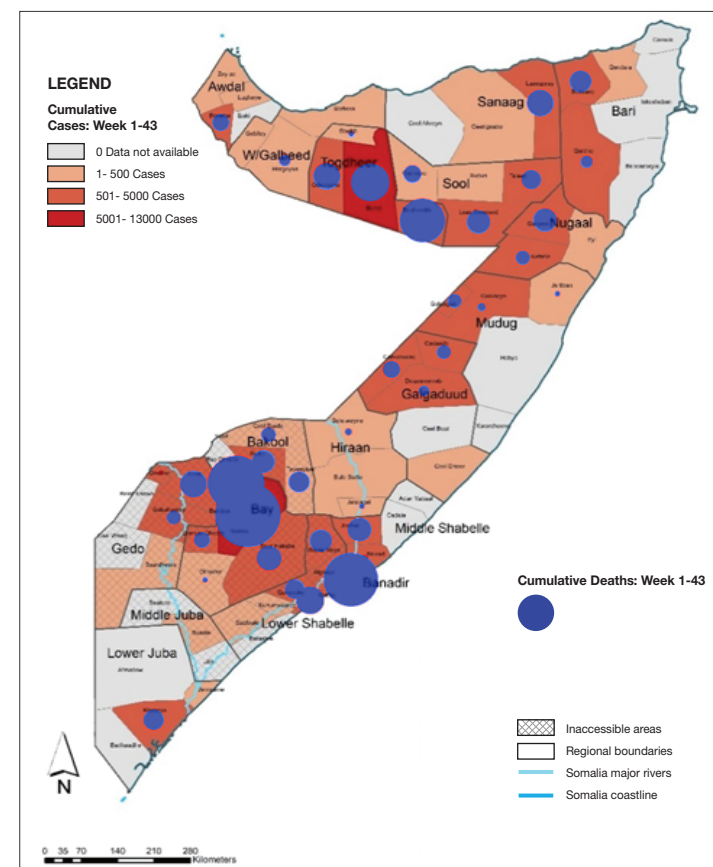
Cumulative key figures, January–October 2017



Last 4 weeks key figures, October 2017

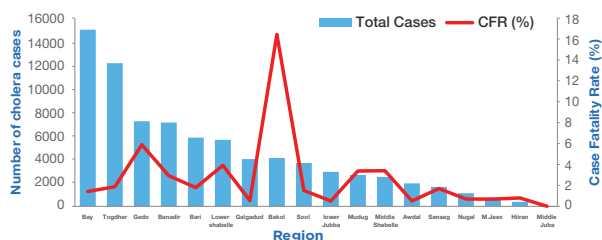


Distribution of cholera cases in Somalia, January–October 2017



Region	Cases in September	Cumulative cases	Deaths in October	Cumulative deaths	Cumulative case fatality rate (%)
Awdal	198	1954	0	10	0.51
Bakool	0	3975	0	171	4.30
Banadir	127	7066	0	122	1.73
Bari	17	5791	0	104	1.80
Bay	10	14951	0	214	1.43
Galgadud	18	4029	0	22	0.55
Gedo	0	7230	0	73	1.01
Hiiran	0	374	0	3	0.80
Lower Jubba	8	2944	0	15	0.51
Lower Shabelle	62	5648	0	63	1.12
M.Jeex	0	729	0	5	0.69
Middle Juba	3	11	0	0	0
Middle Shabelle	0	2497	0	23	0.92
Mudug	0	2671	0	17	0.64
Nugaal	0	1116	0	7	0.63
Sanaag	0	1638	0	28	1.71
Sool	9	3662	0	56	1.53
Togdher	115	12063	0	226	1.87
Total	567	78 349	0	1 159	1.48

Cholera cases and case fatality rates by region in Somalia: January–October 2017



Distribution of cholera cases and CFR by month, January–October 2017

