

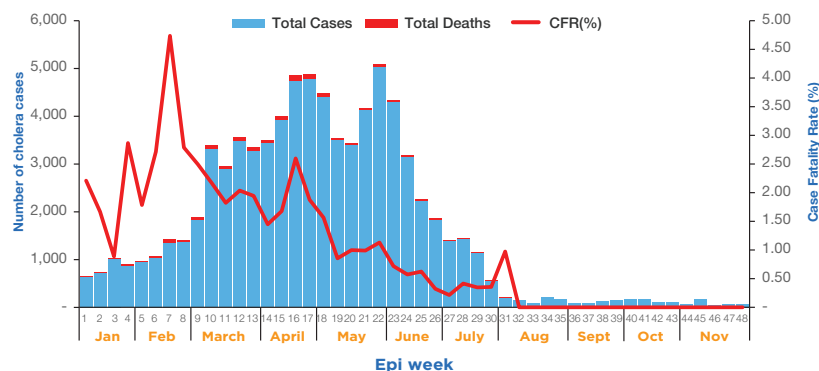
Highlights

- During the month of November 2017, 435 cholera cases, with no death, were reported across the country as compared to 567 cases, with no death, reported in October 2017.
- The cumulative number of cholera cases reported from January to November 2017 is 78 784 including 1 159 associated deaths with a case fatality rate of 1.47 % reported in 52 districts of the country.
- Cholera cases and deaths have declined significantly during the month of November 2017 with less districts reporting cases as compared to previous months.
- The overall case fatality rate has declined remarkably during the last three months. No death was recorded during the months of August, September, October and as well as during November 2017.

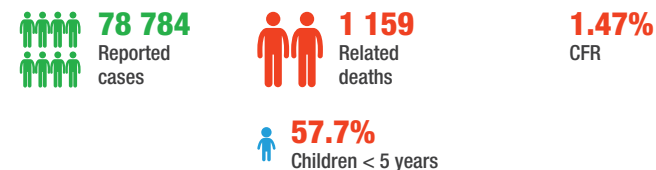
10 out of **19** regions reported suspected cholera cases in November 2017

19 regions reported **0%** case fatality rate (CFR) in November 2017

Cholera cases in Somalia, January-November 2017



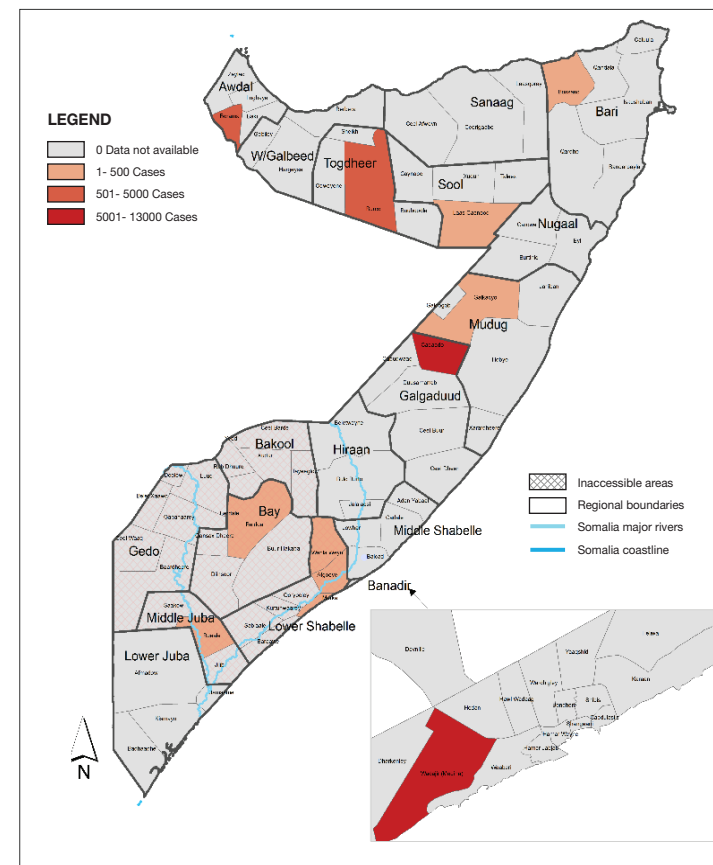
Cumulative key figures, January-November 2017



Last 4 weeks key figures, November 2017

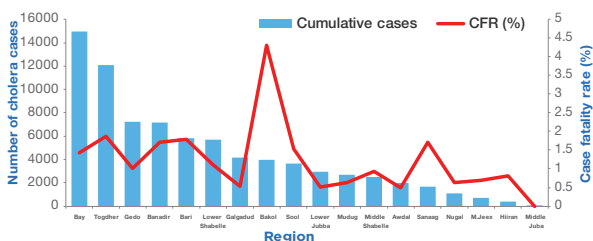


Distribution of cholera cases in Somalia, November 2017



Region	Cases in November	Cumulative cases	Deaths in November	Cumulative deaths	Cumulative case fatality rate (%)
Awdal	51	1987	0	10	0.5
Bakool	0	3975	0	171	4.3
Banadir	165	7163	0	122	1.7
Bari	5	5796	0	104	1.79
Bay	0	14955	0	214	1.43
Galgadud	118	4147	0	22	0.53
Gedo	0	7230	0	73	1.01
Hiiran	0	374	0	3	0.8
Lower Jubba	0	2944	0	15	0.51
Lower Shabelle	31	5679	0	63	1.11
M.Jeeex	0	729	0	5	0.69
Middle Juba	1	12	0	0	0
Middle Shabelle	0	2497	0	23	0.92
Mudug	2	2673	0	17	0.64
Nugaal	0	1116	0	7	0.63
Sanaag	0	1638	0	28	1.71
Sool	10	3669	0	56	1.53
Togdher	50	12113	0	226	1.87
Total	435	78 784	0	1 159	1.47

Cholera cases and case fatality rates by region in Somalia: January-November 2017



Distribution of cholera cases and CFR by month, January-November 2017

