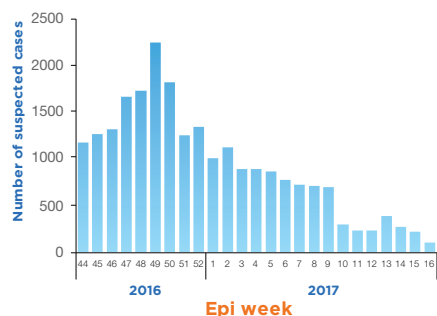


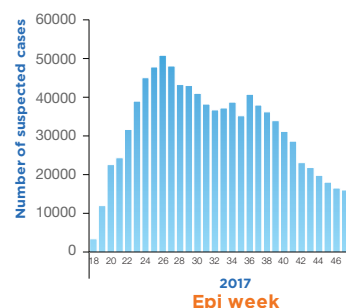
Highlights

- During the month of November 2017, the Ministry of Public Health and Population of Yemen reported a total 73,086 cholera cases including 33 associated deaths (CFR-0.05%).
- The cumulative number of cholera cases reported in Yemen since October 2016 is 997,525 including 2,351 related deaths with a case fatality rate of 0.23%. The country experienced a second wave of this outbreak during the month of April and from 27 April to 30 November 2017, the total number of reported cases of cholera is 971,698 including 2,222 related deaths with a case fatality rate of 0.23%.
- In November 2017, a steady and continuous decline in the number of reported cases has been observed, with a slight peak during week 46. In response to this continued decline in the reported cases, WHO is strengthening active surveillance and case finding in low reporting areas.
- The five governorates with the highest cumulative attack rates per 10,000 are Amran (825.3), Al Mahwit (783.8), Al Dhale'e (642.9), Abyan (493.0) and Sana'a (467.7); the national attack rate is 352.8 per 10,000. The Governorate with higher numbers of deaths are Al Hajjah (417), Ibb (285), Al Hudaydah (272) and Taizz(184).

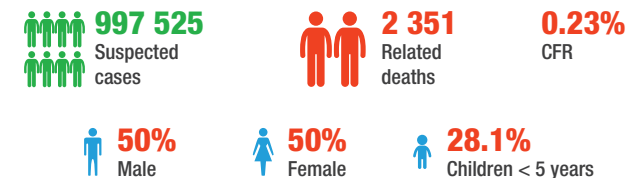
Epidemic curve of cholera cases in Yemen, October 2016 - 26 April 2017 (First wave)



Epidemic curve of cholera cases in Yemen, 27 April 2017 - 30 November 2017 (Second wave)



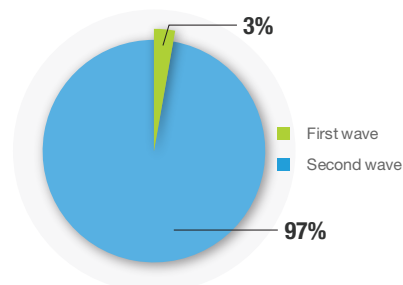
Cumulative key figures, October 2016 - 30 November 2017



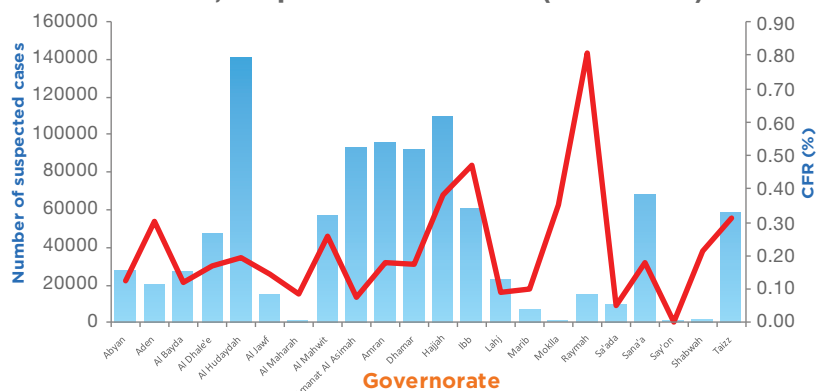
Last 4 weeks key figures, till 30 November 2017



Cholera cases reported in Yemen by epidemic wave, October 2016 - November 2017 (n= 997 525)



Suspected cholera cases and case-fatality rates by governorate in Yemen, 27 April-30 November 2017 (Second wave)



Cholera cases and deaths reported during the second wave, 27 April 2017- 30 November 2017

Governorate	Cases	Deaths	CFR (%)	Cumulative attack rate (per 10 000)
Abyan	28,142	35	0.12	493.00
Aden	20,360	62	0.30	220.59
Al Bayda	26,982	33	0.12	355.31
Al Dhale'e	47,029	81	0.17	642.92
Al Hudaydah	141,302	272	0.19	436.36
Al Jawf	14,915	22	0.15	257.78
Al Maharah	1,167	1	0.09	78.60
Al Mahwit	57,230	148	0.26	783.75
Amanat Al Asimah	92,952	70	0.08	328.71
Amran	95,784	174	0.18	825.33
Dhamar	91,754	160	0.17	455.97
Hajjah	109,518	417	0.38	470.09
Ibb	60,726	285	0.47	205.35
Lahj	22,608	21	0.09	224.09
Marib	6,897	7	0.10	192.36
Moklla	568	2	0.35	14.17
Raymah	14,640	118	0.81	241.28
Sa'ada	9,896	5	0.05	109.33
Sana'a	68,763	122	0.18	467.67
Say'on	19	0	-	0.86
Shabwah	1,396	3	0.21	23.10
Taizz	59,050	184	0.31	196.94
Total	971,698	2,222	0.23	352.82

Distribution of suspected cholera cases in Yemen, January 2016 - 30 November 2017

