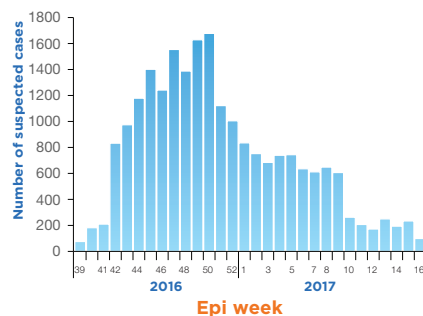


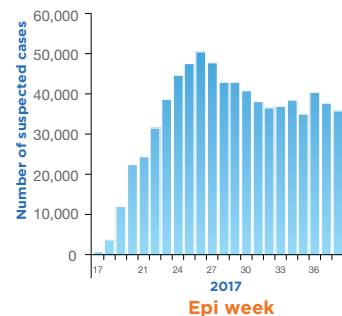
Highlights

- During the month of September 2017, the Ministry of Public Health and Population of Yemen reported a total 176 563 cholera cases including 94 associated deaths (CFR-0.05%).
- The cumulative number of cholera cases reported in Yemen since October 2016 is 797 772 including 2 261 related deaths with a case fatality rate of 0.28%. The country experienced a second wave of this outbreak during the month of April and from 27 April to 30 September 2017, the total number of reported cases of cholera is 771 945 including 2 132 related deaths with a case fatality rate of 0.28%.
- In September 2017, an increase in the number of suspected cholera cases was reported in Al Hudaydah governorate during week 37 and 38. In response to this continued increase, WHO is strengthening rapid diagnostic tests (RDT) use in DTC's and daily surveillance of cases in this governorate.
- The five governorates with the highest cumulative attack rates per 10,000 are Amran (666), Al Mahwit (611), Al Dhale'e (580), Abyan (466) and Sana'a (392); the national attack rate is 274.41 per 10,000. The districts with higher numbers of deaths are Al qafir (4), As Sabrah (4), Hazm al Udayn (3) and Hubaysh (3).

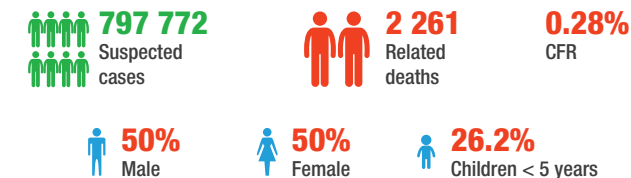
Epidemic curve of cholera cases in Yemen, October 2016 - 26 April 2017 (First wave)



Epidemic curve of cholera cases in Yemen, 27 April 2017 - 30 September 2017 (Second wave)



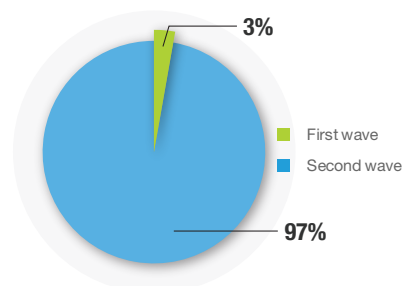
Cumulative key figures, October 2016 - September 2017



Last 4 weeks key figures, September 2017



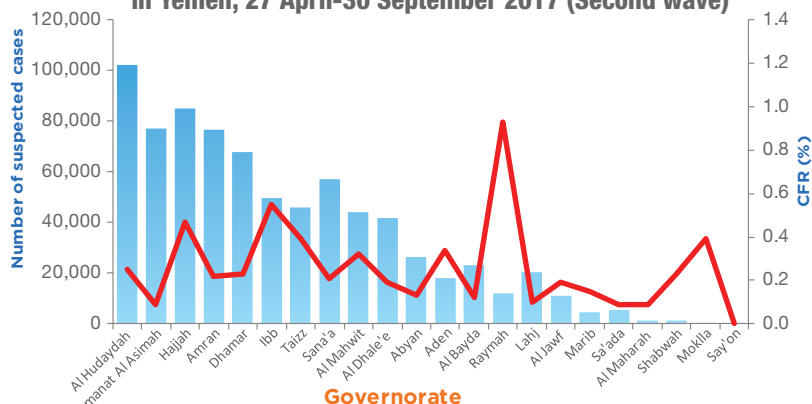
Cholera cases reported in Yemen by epidemic wave, October 2016 - September 2017 (n= 797 772)



Cholera cases and deaths reported during the second wave, 27 April - 30 September 2017

Governorate	Cases	Deaths	CFR (%)	Cumulative attack rate (per 10 000)
Amran	76,425	167	0.22	658.52
Al Mahwit	44,100	140	0.32	603.52
Al Dhale'e	41,815	79	0.19	571.64
Abyan	26,523	35	0.13	464.64
Hajjah	85,146	399	0.47	365.47
Dhamar	67,794	153	0.23	336.9
Al Bayda	23,183	28	0.12	305.29
Amanat Al Asimah	76,925	66	0.09	272.03
Al Hudaydah	102,294	253	0.25	315.9
Sana'a	57,097	122	0.21	388.32
Aden	18,026	62	0.34	195.3
Raymah	12,095	113	0.93	199.33
Lahj	20,535	20	0.10	203.55
Ibb	49,854	276	0.55	168.59
Al Jawf	10,969	21	0.19	189.58
Taizz	46,076	180	0.39	153.67
Marib	4,729	7	0.15	131.9
Al Maharah	1,162	1	0.09	75.8
Sa'ada	5,376	5	0.09	58.98
Shabwah	1,293	3	0.23	20.33
Mokkila	514	2	0.39	6.64
Say'on	14	0	-	0.21
Total	771,945	2,132	0.28	271.27

Suspected cholera cases and case-fatality rates by governorate in Yemen, 27 April-30 September 2017 (Second wave)



Distribution of suspected cholera cases in Yemen, January - September 2017

