



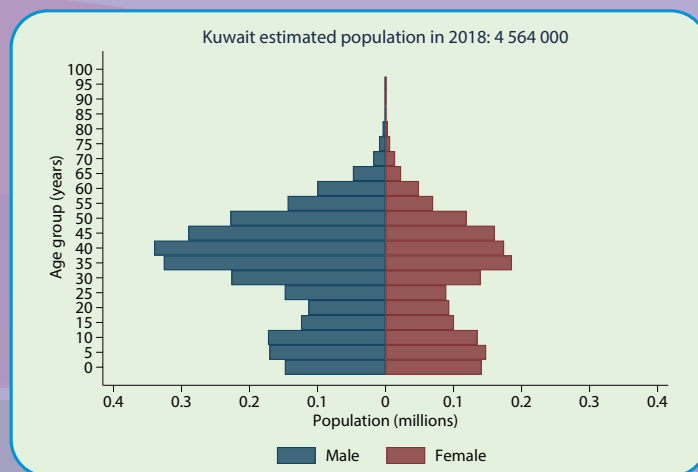
Universal health coverage

| | |
|---|------|
| UHC service coverage index (2017) | 76 |
| Primary health care facilities per 10 000 population (2018) | 0.2 |
| Hospital beds per 10 000 population (2018) | 19.3 |
| Demand for family planning satisfied with modern methods (%) (2017) | 64.6 |
| Antenatal care visits (4+ visits) (%) (2018) | 59.8 |
| Measles immunization coverage among 1-year olds (%) (2018) | 98 |
| Tuberculosis treatment success rate and relapse TB cases notified (%) (2017) | 89 |
| DTP3-containing vaccine / Pentavalent coverage among 1-year olds (%) (2018) | 91 |
| Out-of-pocket expenditure (OOPS) as percentage of current health expenditure (CHE) (2016) | 16.1 |
| Domestic General Government Health Expenditure (GGHE-D) as % of General Government Expenditure (GGE) (2016) | 6.2 |

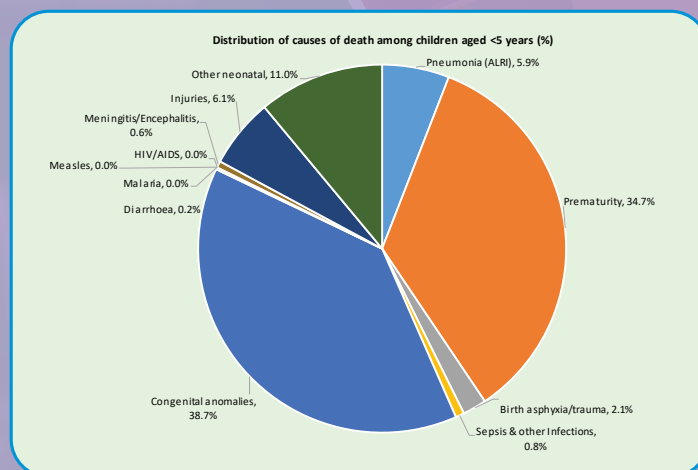
Selected determinants of health

| | |
|---|------|
| Population living in urban areas (%) (2018) | 100 |
| Annual GDP growth (%) (2018) | 1.2 |
| Population growth rate (%) (2018) | 10.8 |
| Children aged < 5 years with pneumonia symptoms taken to a healthcare provider (%) (2012) | ... |

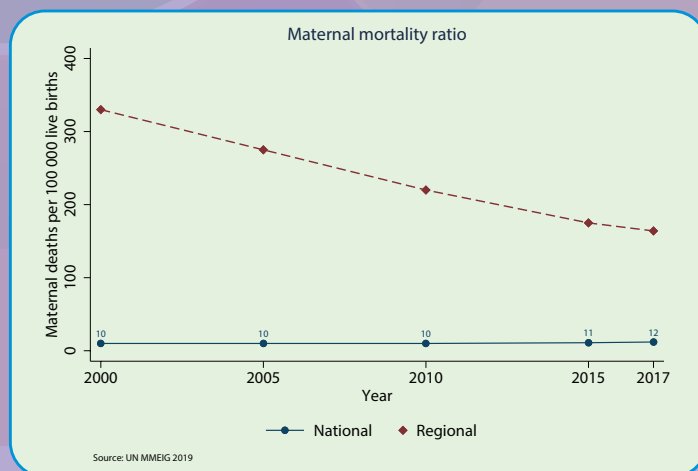
Estimated population in 2018



Distribution of causes of death among children aged <5 years (%)



Trends in estimates of maternal mortality ratio



Selected SDGs health-related indicators*

1 NO POVERTY

| | | |
|---|----------|-----|
| Population below the international poverty line | % | ... |
| Proportion of employed population below the international poverty line (ILO estimate, 2019) | Male % | 0.2 |
| | Female % | 0.1 |

2 ZERO HUNGER

| | | |
|---------------------------------|---|-----|
| Children under 5 who are (2017) | | |
| stunted | % | 5.5 |
| wasted | % | 2.5 |
| overweight | % | 6.4 |

4 QUALITY EDUCATION

| | | |
|---|--------------|-----|
| Literacy rate (15-24 years) (2018) | Total % | 100 |
| | Male % | 100 |
| | Female % | 100 |
| Net primary school enrolment ratio per 100 school-age children (2018) | Total ratio | 100 |
| | Male ratio | 100 |
| | Female ratio | 100 |

7 AFFORDABLE AND CLEAN ENERGY

| | | |
|---|---|-----|
| Population with primary reliance on clean fuels and technologies at the household level (Global Health Observatory, 2017) | % | >95 |
|---|---|-----|

6 CLEAN WATER AND SANITATION

| | | |
|--|---|-----|
| Access to improved drinking water (World Health Statistics, 2018) | % | 100 |
| Access to improved sanitation facilities (World Health Statistics, 2018) | % | 100 |

8 DECENT WORK AND ECONOMIC GROWTH

| | | |
|--|----------|-----|
| Unemployment rate (15+ years) (ILO estimate, 2019) | Total % | 2.1 |
| | Male % | 1.0 |
| | Female % | 4.7 |

11 SUSTAINABLE CITIES AND COMMUNITIES

| | | |
|---|-------|------|
| Concentrations of fine particulate matter (PM2.5) ($\mu\text{g}/\text{m}^3$) (WHO/CEHA, 2016) | Total | 57.2 |
| | Urban | ... |

16 PEACE, JUSTICE AND STRONG INSTITUTIONS

| | |
|--|-----|
| Estimated direct deaths from major conflicts (per 100 000 population) (WHO Global Health Observatory, 2012-2016) | 0.2 |
|--|-----|

*Because of the scarcity of data, the above presentation is limited. Where available, information is obtained from the Regional Core Indicators Programme

Key health indicators

| Indicator | Male | Female | Total |
|---|------|--------|-------|
| Life expectancy at birth in years (2018) | 73.9 | 76.0 | 74.8 |
| Maternal mortality ratio (deaths per 100 000 live births) (UN-MMEIG 2017 estimate) | — | — | 12 |
| Neonatal mortality rate (deaths per 1000 live births) (UN-IGME 2017 estimate) | ... | ... | 4 |
| Infant mortality rate (deaths per 1000 live births) (UN-IGME 2017 estimate) | ... | ... | 7 |
| Under-five mortality rate (deaths per 1000 live births) (UN-IGME 2017 estimate) | ... | ... | 8 |
| Tobacco use among persons 15+ years (%) (2018) | 31.0 | 1.6 | 18.5 |
| Overweight (18+ years) (%) (2016) | ... | ... | 73.4 |
| Obesity (18+ years) (%) (2016) | ... | ... | 37.9 |
| Raised blood pressure among persons 18+ years (%) (2014) | ... | ... | 23.6 |
| Raised blood glucose among persons 18+ years (%) (2015) | ... | ... | 19.6 |
| Raised cholesterol among persons 18+ years (%) (year) | ... | ... | ... |
| Probability of dying between age 30 and exact age 70 from any of cardiovascular disease, cancer, diabetes, chronic respiratory diseases, (%) 2016 | ... | ... | 17.4 |
| Cancer incidence per 100 000 (2018) | ... | ... | 121.8 |

Universal health coverage (UHC) means provision of quality services to everybody without discrimination of any kind and without exposing people to financial hardship. UHC is one of the targets of Sustainable Development Goal 3, and attaining UHC will also contribute directly or indirectly to achieving the other SDGs. Achieving UHC means ensuring healthy lives and promoting well-being for all at all ages with explicit affirmative action for vulnerable populations including refugees and migrants. Thus, disaggregated data will be necessary to assess and address inequities in health. UHC requires inter-sectoral action. All countries can and must advance towards UHC by year 2030, if not earlier.

3 GOOD HEALTH AND WELL-BEING



ENSURE HEALTHY LIVES
AND PROMOTE WELL-BEING
FOR ALL AT ALL AGES



© World Health Organization 2019

Some rights reserved. This work is available under the Creative Commons Attribution-NonCommercial-ShareAlike 3.0 IGO licence (CC BY-NC-SA 3.0 IGO; <https://creativecommons.org/licenses/by-nc-sa/3.0/igo>).

Developed jointly by

Department of Science, Information and Dissemination,
Office of the Regional Director, and
Department of UHC/Health Systems