



# Influenza situation in the Eastern Mediterranean Region

W11/2020 (from 08/03/2020 to 14/03/2020)

Source of data : EMFLU Network and FLUMART

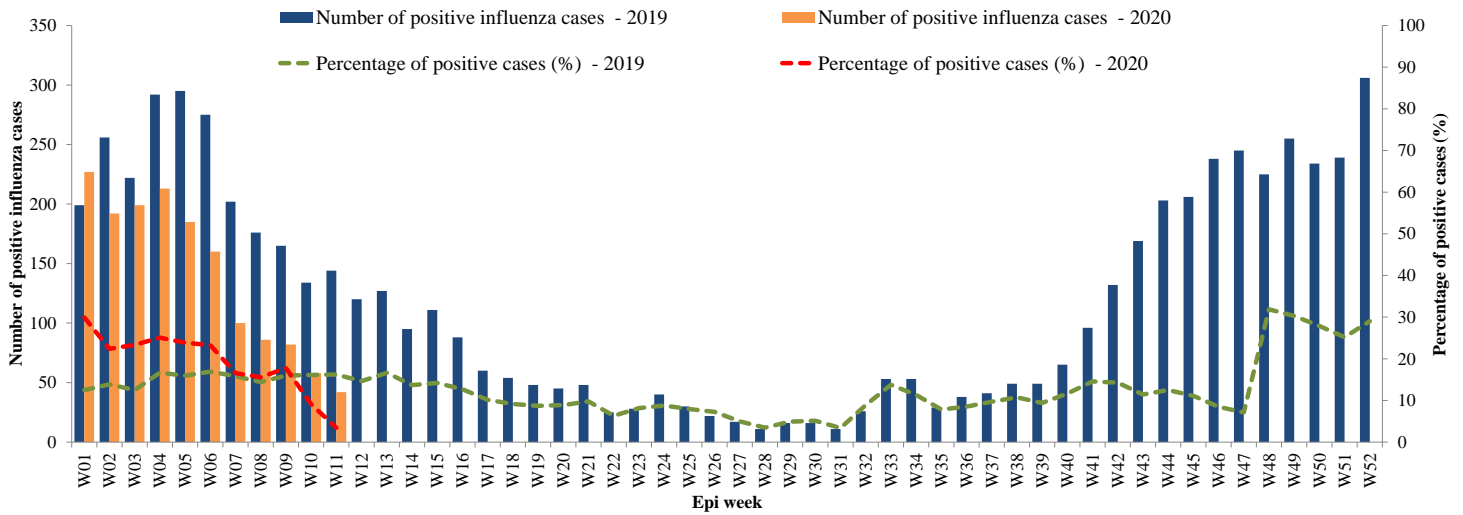


Figure 1. Number of positive influenza cases and influenza positivity rate per week, 2019-2020

W33/2019 - W11/2020

Last 4 weeks

■ Flu A (H1N1)pdm09 ■ Flu A (H3N2) ■ Flu A (Not-subtyped) ■ Flu B ■ Flu A (H1N1)pdm09 ■ Flu A (H3N2) ■ Flu A (Not-subtyped) ■ Flu B

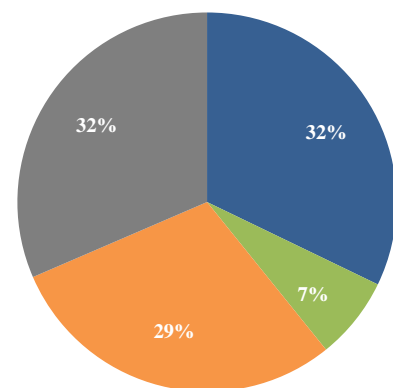
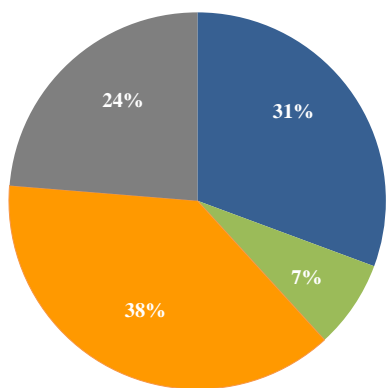
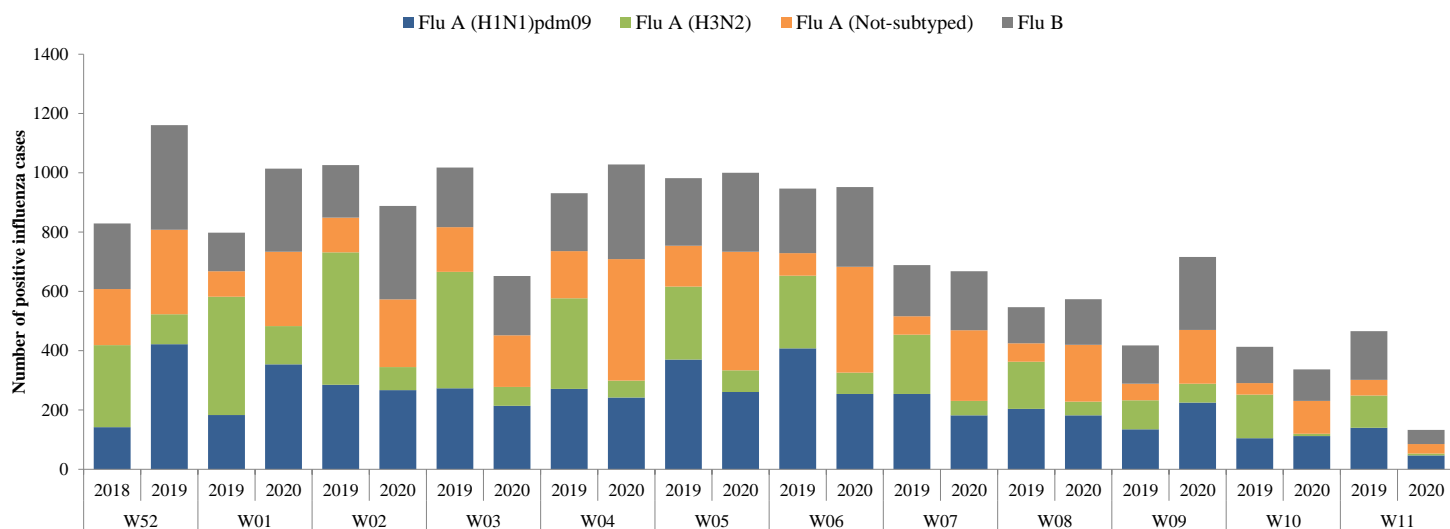


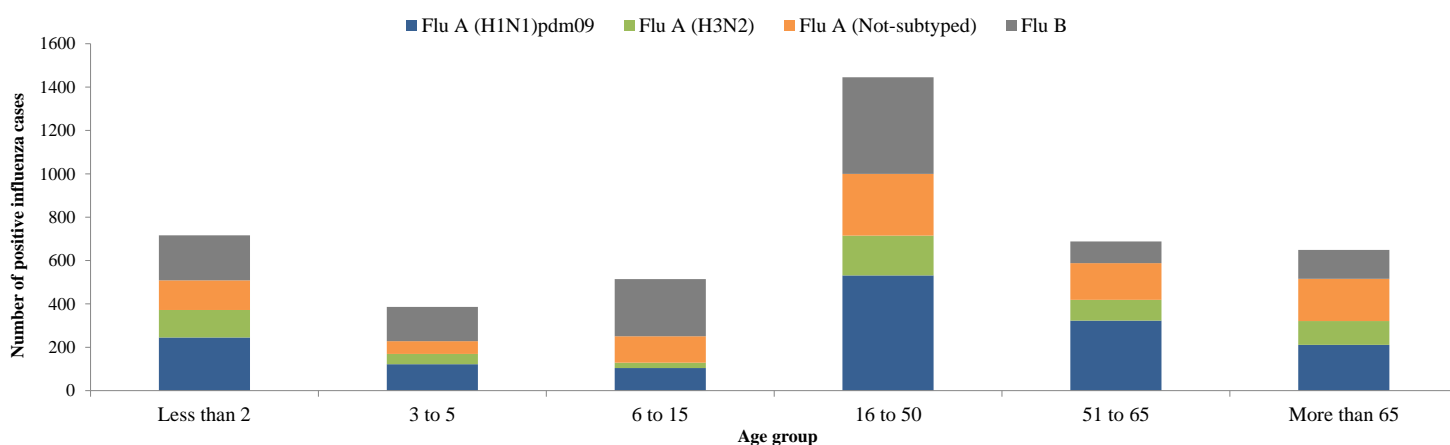
Figure 2. Percentage of circulating virus type by positive influenza cases

Virus type	W33/2019-W11/2020	Last 4 weeks
	Number (%)	Number (%)
Flu A (H1N1)pdm09	9057 (31)	566 (32)
Flu A (H3N2)	2239 (8)	124 (7)
Flu A (Not-subtyped)	11247 (38)	516 (29)
Flu B	7008 (24)	554 (31)
<b>Total</b>	<b>29551</b>	<b>1760</b>

Table 1. Type and number of influenza viruses detected from W33/2019 to W11/2020 and during the last four weeks



**Figure 3. Comparison of respiratory pathogens detected from tested specimens by last 12 weeks**



**Figure 4 Age group distribution of influenza cases by virus type in the Region from W33/2019 to W11/2020**

Country	Number of enrolled cases	Tested cases number (%)	Influenza positive cases number (%)	Positive cases			
				Flu A			Flu B
				Flu A (H1N1)pdm09	Flu A (H3N2)	Flu A (Not-subtyped)	Number (%)
Afghanistan	1920	737 (38)	122 (17)	37 (30)	64 (52)	(-)	21 (17)
Bahrain	228	221 (97)	45 (20)	14 (31)	8 (18)	9 (20)	14 (31)
Egypt	3637	3637 (100)	601 (17)	348 (58)	40 (7)	(-)	213 (35)
Iran (Islamic Republic of)	5454	5454 (100)	1032 (19)	79 (8)	4 (0)	125 (12)	824 (80)
Iraq	1094	1094 (100)	304 (28)	101 (33)	44 (14)	(-)	159 (52)
Jordan	509	509 (100)	90 (18)	39 (43)	26 (29)	4 (4)	21 (23)
Kuwait	1223	1213 (99)	218 (18)	9 (4)	15 (7)	131 (60)	63 (29)
Lebanon	474	462 (97)	277 (60)	83 (30)	33 (12)	(-)	161 (58)
Morocco	764	764 (100)	187 (24)	35 (19)	121 (65)	(-)	31 (17)
occupied Palestinian territory	2410	2410 (100)	369 (15)	145 (39)	188 (51)	(-)	36 (10)
Oman	778	726 (93)	103 (14)	59 (57)	31 (30)	(-)	13 (13)
Pakistan	165	165 (100)	18 (11)	6 (33)	7 (39)	(-)	5 (28)
Qatar	13139	13140 (100)	3708 (28)	889 (24)	47 (1)	2115 (57)	657 (18)
Saudi Arabia	3675	1051 (29)	460 (44)	213 (46)	(-)	140 (30)	107 (23)
Sudan	87	18 (21)	(-)	(-)	(-)	(-)	(-)
Syrian Arab Republic	129	104 (81)	54 (52)	1 (2)	(-)	49 (91)	4 (7)
Tunisia	773	280 (36)	305 (109)	220 (72)	12 (4)	1 (0)	72 (24)
United Arab Emirates	40	40 (100)	(-)	(-)	(-)	(-)	(-)
Yemen	281	291 (104)	69 (24)	62 (90)	6 (9)	(-)	1 (1)
<b>Total</b>	<b>36780</b>	<b>32316 (88)</b>	<b>7962 (25)</b>	<b>2340 (29)</b>	<b>646 (8)</b>	<b>2574 (32)</b>	<b>2402 (30)</b>

**Table 2. Reported cases by country during W01-W11/2020**

© World Health Organization 2020.

Some rights reserved. This work is available under the Creative Commons Attribution-Non Commercial-Share Alike 3.0 IGO license (CC BY-NC-SA 3.0 IGO); <https://creativecommons.org/licenses/by-nc-sa/3.0/igo>.