



Influenza situation in the Eastern Mediterranean Region

W10/2020 (from 01/03/2020 to 07/03/2020)

Source of data : EMFLU Network and FLUMART

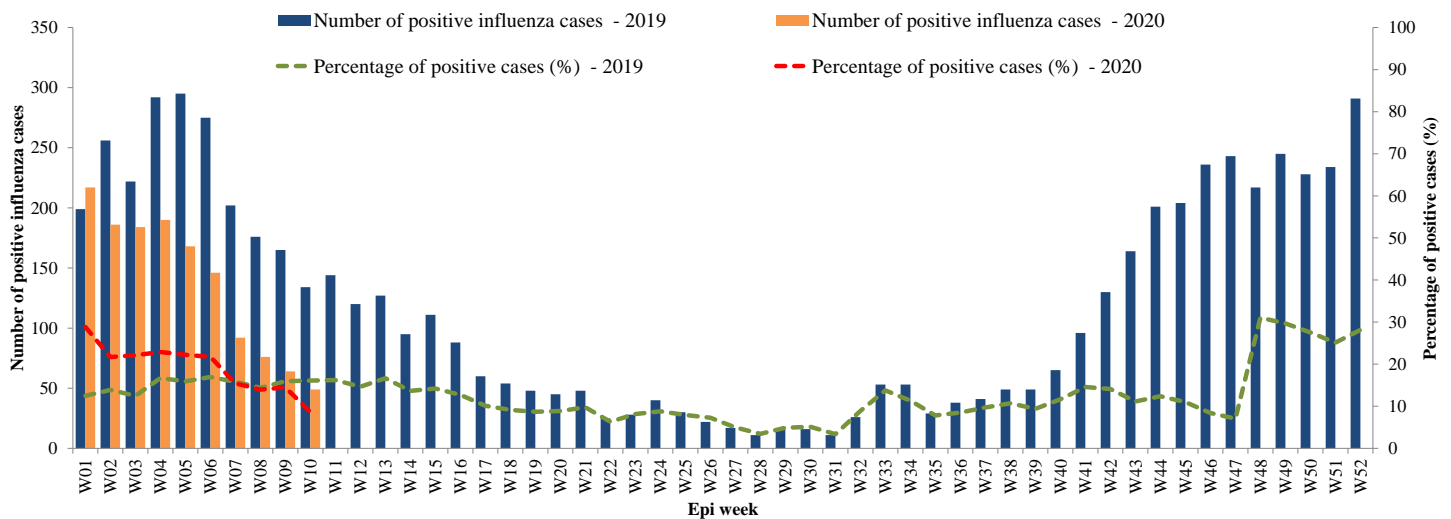


Figure 1. Number of positive influenza cases and influenza positivity rate per week, 2019-2020

W33/2019 - W10/2020

Last 4 weeks

■ Flu A (H1N1)pdm09 ■ Flu A (H3N2) ■ Flu A (Not-subtyped) ■ Flu B ■ Flu A (H1N1)pdm09 ■ Flu A (H3N2) ■ Flu A (Not-subtyped) ■ Flu B

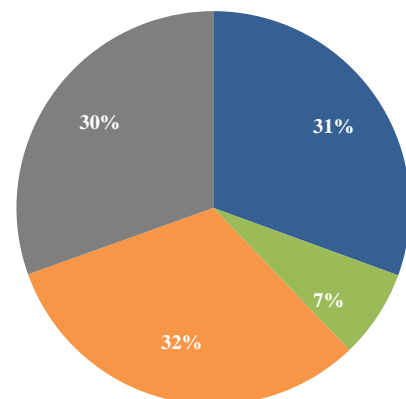
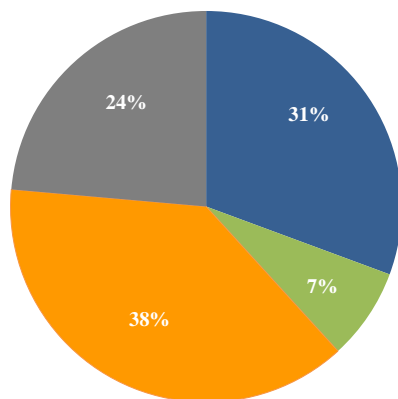


Figure 2. Percentage of circulating virus type by positive influenza cases

Virus type	W33/2019-W10/2020	Last 4 weeks
	Number (%)	Number (%)
Flu A (H1N1)pdm09	9005 (31)	697 (31)
Flu A (H3N2)	2233 (8)	166 (7)
Flu A (Not-subtyped)	11215 (38)	722 (32)
Flu B	6938 (24)	695 (30)
Total	29391	2280

Table 1. Type and number of influenza viruses detected from W33/2019 to W10/2020 and during the last four weeks

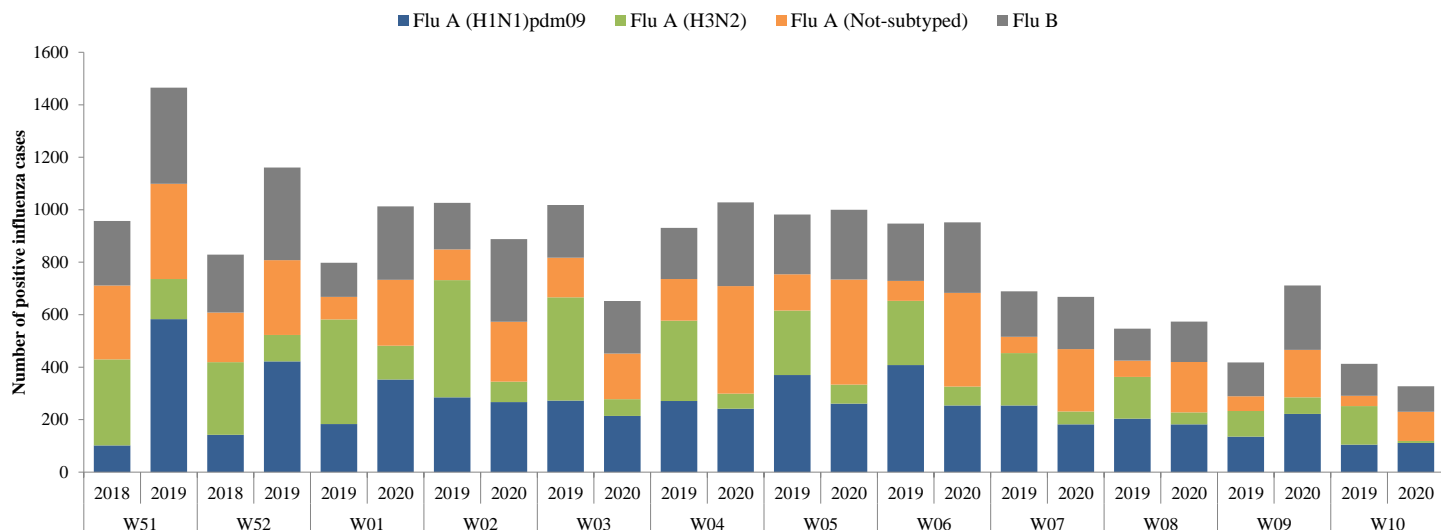


Figure 3. Comparison of respiratory pathogens detected from tested specimens by last 12 weeks

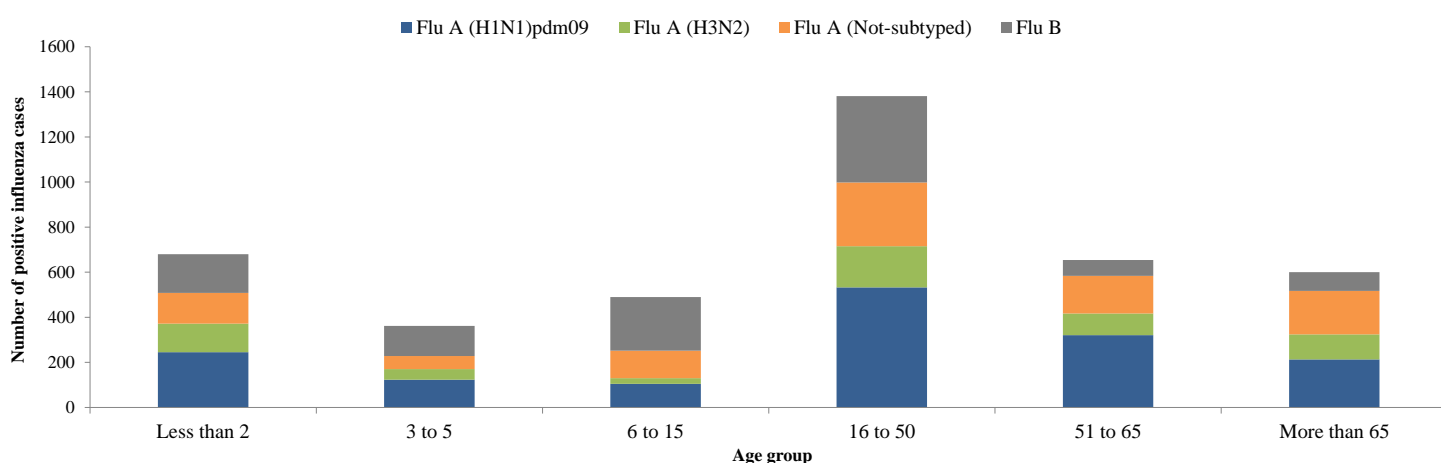


Figure 4 Age group distribution of influenza cases by virus type in the Region from W33/2019 to W10/2020

Country	Number of enrolled cases	Tested cases number (%)	Influenza positive cases number (%)	Positive cases			
				Flu A			Flu B
				Flu A (H1N1)pdm09	Flu A (H3N2)	Flu A (Not-subtyped)	Number (%)
Afghanistan	1756	692 (39)	122 (18)	37 (30)	64 (52)	(-)	21 (17)
Bahrain	228	221 (97)	45 (20)	14 (31)	8 (18)	9 (20)	14 (31)
Egypt	3606	3606 (100)	598 (17)	348 (58)	38 (6)	(-)	212 (35)
Iran (Islamic Republic of)	5285	5285 (100)	1003 (19)	78 (8)	4 (0)	105 (10)	816 (81)
Iraq	1094	1094 (100)	304 (28)	101 (33)	44 (14)	(-)	159 (52)
Jordan	509	509 (100)	90 (18)	39 (43)	26 (29)	4 (4)	21 (23)
Kuwait	1175	1170 (100)	217 (19)	9 (4)	14 (6)	131 (60)	63 (29)
Lebanon	472	462 (98)	268 (58)	83 (31)	33 (12)	(-)	152 (57)
Morocco	764	764 (100)	187 (24)	35 (19)	121 (65)	(-)	31 (17)
occupied Palestinian territory	1584	1584 (100)	363 (23)	141 (39)	187 (52)	(-)	35 (10)
Oman	778	726 (93)	103 (14)	59 (57)	31 (30)	(-)	13 (13)
Pakistan	165	165 (100)	18 (11)	6 (33)	7 (39)	(-)	5 (28)
Qatar	12807	12808 (100)	3679 (29)	872 (24)	46 (1)	2111 (57)	650 (18)
Saudi Arabia	3240	984 (30)	421 (43)	208 (49)	(-)	132 (31)	81 (19)
Sudan	85	18 (21)	(-)	(-)	(-)	(-)	(-)
Syrian Arab Republic	129	104 (81)	54 (52)	1 (2)	(-)	49 (91)	4 (7)
Tunisia	689	689 (100)	275 (40)	198 (72)	10 (4)	1 (0)	66 (24)
United Arab Emirates	40	40 (100)	(-)	(-)	(-)	(-)	(-)
Yemen	265	275 (104)	66 (24)	59 (89)	6 (9)	(-)	1 (2)
Total	34671	31196 (90)	7813 (25)	2288 (29)	639 (8)	2542 (33)	2344 (30)

Table 2. Reported cases by country during W01-W10/2020

© World Health Organization 2020.

Some rights reserved. This work is available under the Creative Commons Attribution-Non Commercial-Share Alike 3.0 IGO license (CC BY-NC-SA 3.0 IGO); <https://creativecommons.org/licenses/by-nc-sa/3.0/igo>.