



Influenza situation in the Eastern Mediterranean Region

W09/2020 (from 23/02/2020 to 29/02/2020)

Source of data : EMFLU Network and FLUMART

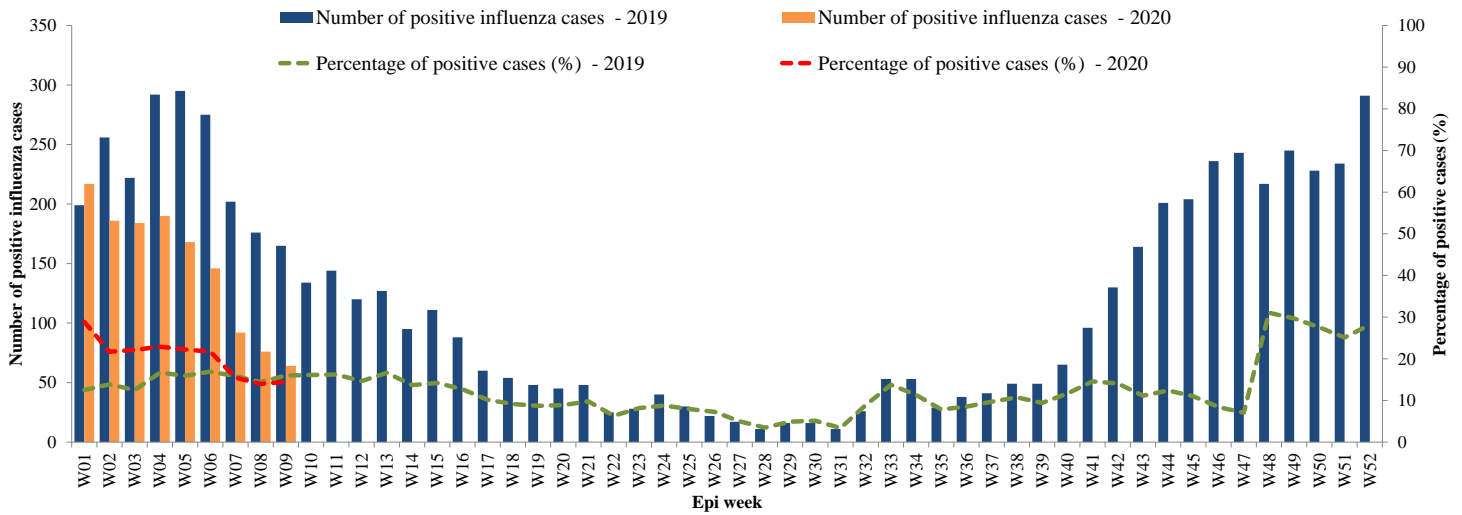


Figure 1. Number of positive influenza cases and influenza positivity rate per week, 2019-2020

W33/2019 - W09/2020

Last 4 weeks

■ Flu A (H1N1)pdm09 ■ Flu A (H3N2) ■ Flu A (Not-subtyped) ■ Flu B ■ Flu A (H1N1)pdm09 ■ Flu A (H3N2) ■ Flu A (Not-subtyped) ■ Flu B

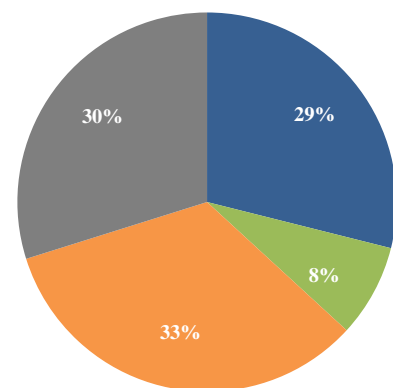
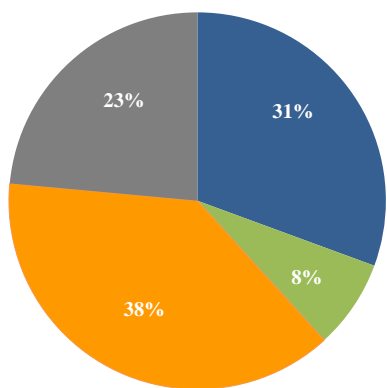


Figure 2. Percentage of circulating virus type by positive influenza cases

Virus type	W33/2019-W09/2020	Last 4 weeks
	Number (%)	Number (%)
Flu A (H1N1)pdm09	8894 (31)	840 (29)
Flu A (H3N2)	2225 (8)	230 (8)
Flu A (Not-subtyped)	11104 (38)	968 (33)
Flu B	6841 (24)	867 (30)
Total	29064	2905

Table 1. Type and number of influenza viruses detected from W33/2019 to W09/2020 and during the last four weeks

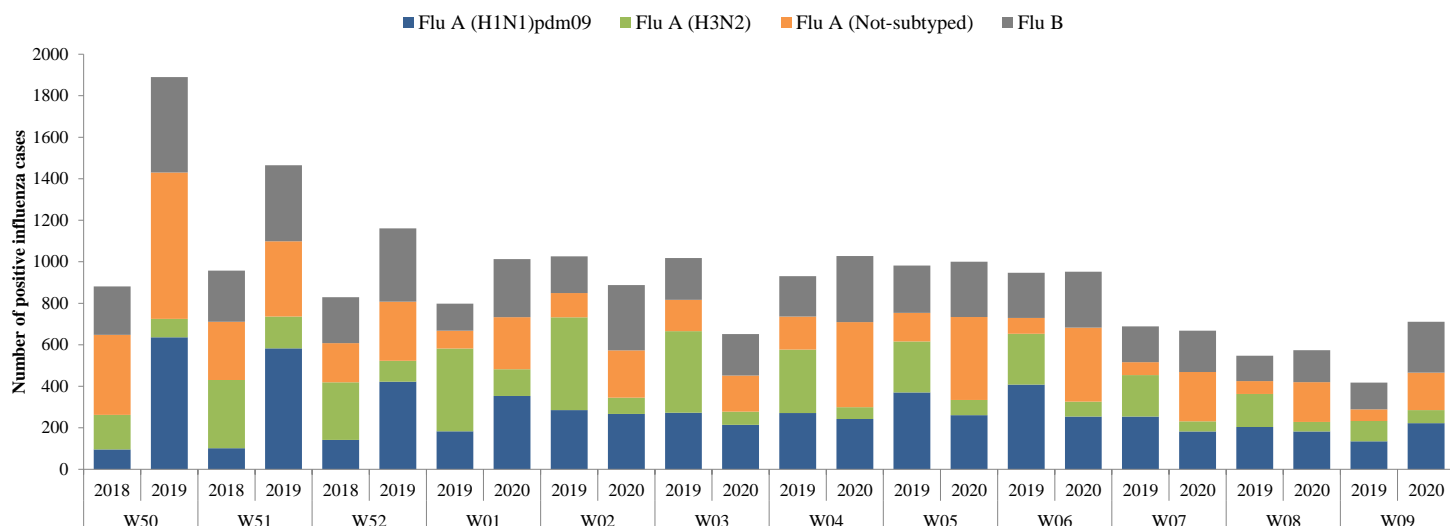


Figure 3. Comparison of respiratory pathogens detected from tested specimens by last 12 weeks

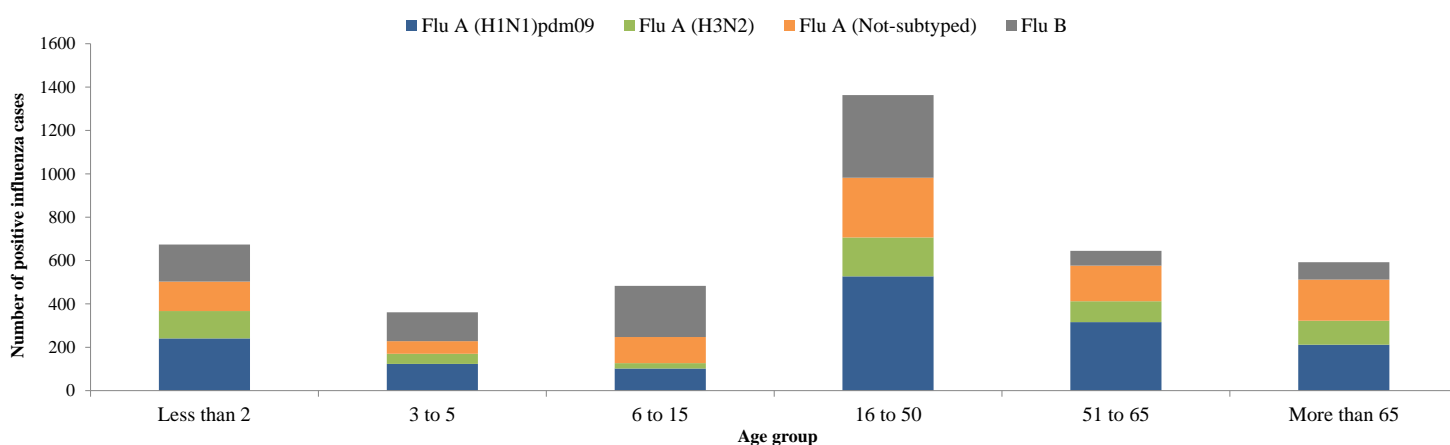


Figure 4 Age group distribution of influenza cases by virus type in the Region from W33/2019 to W09/2020

Country	Number of enrolled cases	Tested cases number (%)	Influenza positive cases number (%)	Positive cases			
				Flu A			Flu B
				Flu A (H1N1)pdm09	Flu A (H3N2)	Flu A (Not-subtyped)	Number (%)
Afghanistan	1541	649 (42)	122 (19)	37 (30)	64 (52)	(-)	21 (17)
Bahrain	228	221 (97)	45 (20)	14 (31)	8 (18)	9 (20)	14 (31)
Egypt	3581	3581 (100)	597 (17)	348 (58)	37 (6)	(-)	212 (36)
Iran (Islamic Republic of)	4935	4935 (100)	956 (19)	77 (8)	4 (0)	83 (9)	792 (83)
Iraq	1094	1094 (100)	304 (28)	101 (33)	44 (14)	(-)	159 (52)
Jordan	509	509 (100)	90 (18)	39 (43)	26 (29)	4 (4)	21 (23)
Kuwait	1158	1157 (100)	215 (19)	9 (4)	12 (6)	131 (61)	63 (29)
Lebanon	467	457 (98)	266 (58)	83 (31)	33 (12)	(-)	150 (56)
Morocco	744	744 (100)	180 (24)	32 (18)	118 (66)	(-)	30 (17)
occupied Palestinian territory	1405	1405 (100)	359 (26)	140 (39)	185 (52)	(-)	34 (9)
Oman	778	726 (93)	103 (14)	59 (57)	31 (30)	(-)	13 (13)
Pakistan	165	165 (100)	18 (11)	6 (33)	7 (39)	(-)	5 (28)
Qatar	11407	11408 (100)	3454 (30)	783 (23)	46 (1)	2036 (59)	589 (17)
Saudi Arabia	2860	901 (32)	382 (42)	191 (50)	(-)	118 (31)	73 (19)
Sudan	78	18 (23)	(-)	(-)	(-)	(-)	(-)
Syrian Arab Republic	129	104 (81)	54 (52)	1 (2)	(-)	49 (91)	4 (7)
Tunisia	689	689 (100)	275 (40)	198 (72)	10 (4)	1 (0)	66 (24)
United Arab Emirates	40	40 (100)	(-)	(-)	(-)	(-)	(-)
Yemen	255	265 (104)	66 (25)	59 (89)	6 (9)	(-)	1 (2)
Total	32063	29068 (91)	7486 (26)	2177 (29)	631 (8)	2431 (32)	2247 (30)

Table 2. Reported cases by country during W01-W09/2020

© World Health Organization 2020.

Some rights reserved. This work is available under the Creative Commons Attribution-Non Commercial-Share Alike 3.0 IGO license (CC BY-NC-SA 3.0 IGO); <https://creativecommons.org/licenses/by-nc-sa/3.0/igo>.