



# Influenza situation in the Eastern Mediterranean Region

W08/2020 (from 16/02/2020 to 22/02/2020)

Source of data : EMFLU Network and FLUMART

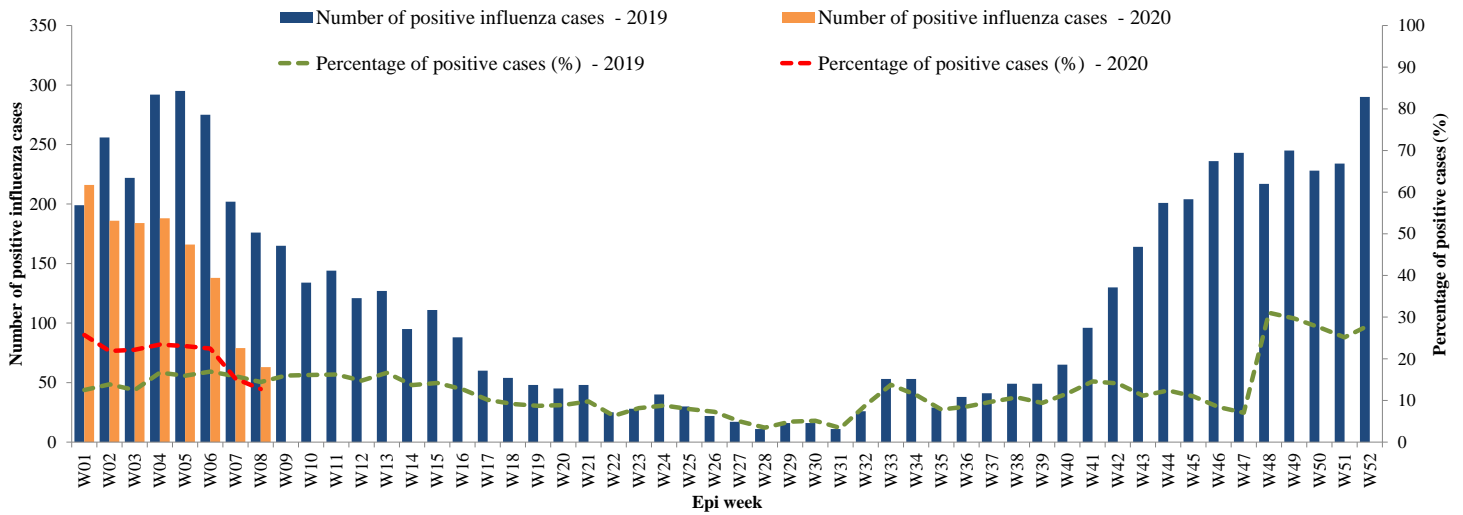


Figure 1. Number of positive influenza cases and influenza positivity rate per week, 2019-2020

W33/2019 - W08/2020

Last 4 weeks

■ Flu A (H1N1)pdm09 ■ Flu A (H3N2) ■ Flu A (Not-subtyped) ■ Flu B ■ Flu A (H1N1)pdm09 ■ Flu A (H3N2) ■ Flu A (Not-subtyped) ■ Flu B

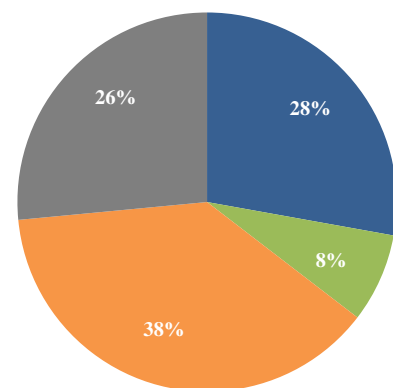
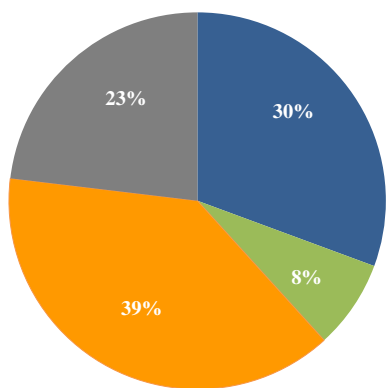
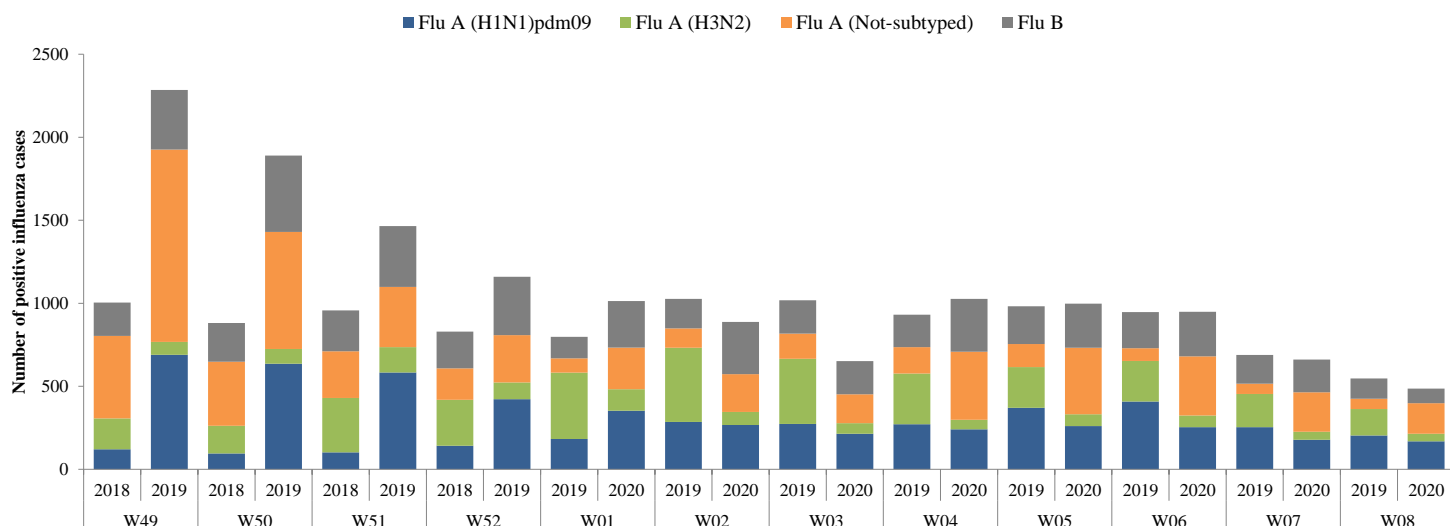


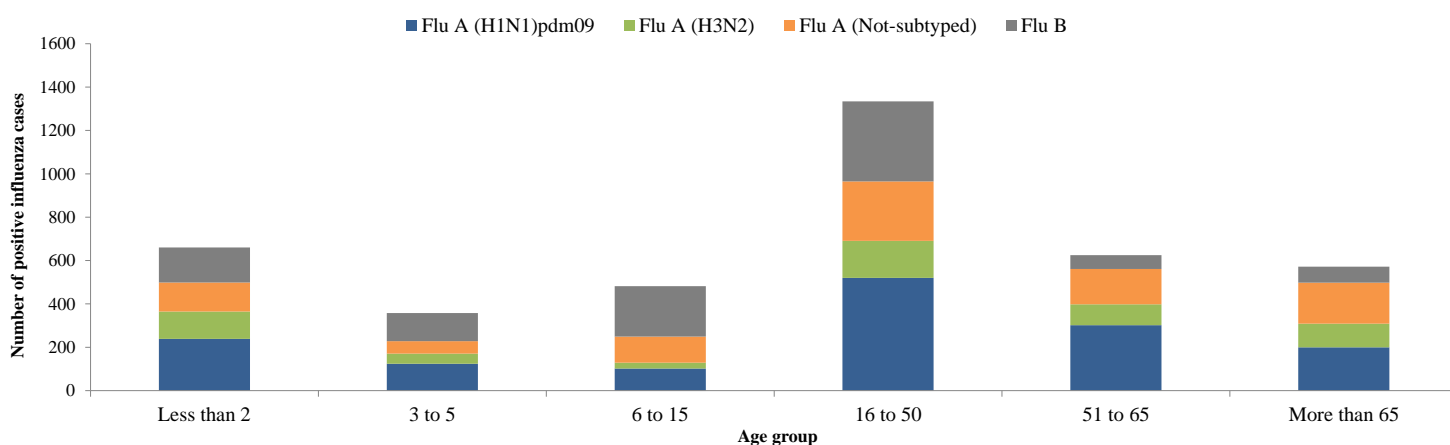
Figure 2. Percentage of circulating virus type by positive influenza cases

Virus type	W33/2019-W08/2020	Last 4 weeks
	Number (%)	Number (%)
Flu A (H1N1)pdm09	8653 (31)	861 (28)
Flu A (H3N2)	2157 (8)	235 (8)
Flu A (Not-subtyped)	10913 (39)	1178 (38)
Flu B	6526 (23)	820 (27)
<b>Total</b>	<b>28249</b>	<b>3094</b>

Table 1. Type and number of influenza viruses detected from W33/2019 to W08/2020 and during the last four weeks



**Figure 3. Comparison of respiratory pathogens detected from tested specimens by last 12 weeks**



**Figure 4 Age group distribution of influenza cases by virus type in the Region from W33/2019 to W08/2020**

Country	Number of enrolled cases	Tested cases number (%)	Influenza positive cases number (%)	Positive cases			
				Flu A			Flu B
				Flu A (H1N1)pdm09	Flu A (H3N2)	Flu A (Not-subtyped)	Number (%)
Afghanistan	1231	592 (48)	122 (21)	37 (30)	64 (52)	(-)	21 (17)
Bahrain	226	219 (97)	43 (20)	14 (33)	8 (19)	7 (16)	14 (33)
Egypt	3563	3563 (100)	595 (17)	347 (58)	36 (6)	(-)	212 (36)
Iran (Islamic Republic of)	3186	3186 (100)	731 (23)	68 (9)	2 (0)	58 (8)	603 (82)
Iraq	1037	1037 (100)	299 (29)	101 (34)	44 (15)	(-)	154 (52)
Jordan	342	342 (100)	83 (24)	36 (43)	23 (28)	4 (5)	20 (24)
Kuwait	1148	1128 (98)	211 (19)	7 (3)	10 (5)	131 (62)	63 (30)
Lebanon	357	326 (91)	213 (65)	61 (29)	15 (7)	(-)	137 (64)
Morocco	685	685 (100)	155 (23)	28 (18)	98 (63)	(-)	29 (19)
occupied Palestinian territory	1316	1316 (100)	345 (26)	136 (39)	177 (51)	(-)	32 (9)
Oman	584	536 (92)	99 (18)	56 (57)	31 (31)	(-)	12 (12)
Pakistan	165	165 (100)	18 (11)	6 (33)	7 (39)	(-)	5 (28)
Qatar	9938	9939 (100)	3075 (31)	654 (21)	35 (1)	1881 (61)	505 (16)
Saudi Arabia	2527	804 (32)	345 (43)	171 (50)	(-)	111 (32)	63 (18)
Sudan	72	18 (25)	(-)	(-)	(-)	(-)	(-)
Syrian Arab Republic	129	104 (81)	54 (52)	1 (2)	(-)	49 (91)	4 (7)
Tunisia	552	552 (100)	220 (40)	155 (70)	7 (3)	(-)	58 (26)
United Arab Emirates	40	40 (100)	(-)	(-)	(-)	(-)	(-)
Yemen	244	254 (104)	65 (26)	58 (89)	6 (9)	(-)	1 (2)
<b>Total</b>	<b>27342</b>	<b>24806 (91)</b>	<b>6673 (27)</b>	<b>1936 (29)</b>	<b>563 (8)</b>	<b>2241 (34)</b>	<b>1933 (29)</b>

**Table 2. Reported cases by country during W01-W08/2020**

© World Health Organization 2020.

Some rights reserved. This work is available under the Creative Commons Attribution-Non Commercial-Share Alike 3.0 IGO license (CC BY-NC-SA 3.0 IGO); <https://creativecommons.org/licenses/by-nc-sa/3.0/igo>.