



# Influenza situation in the Eastern Mediterranean Region

W07/2020 (from 09/02/2020 to 15/02/2020)

Source of data : EMFLU Network and FLUMART

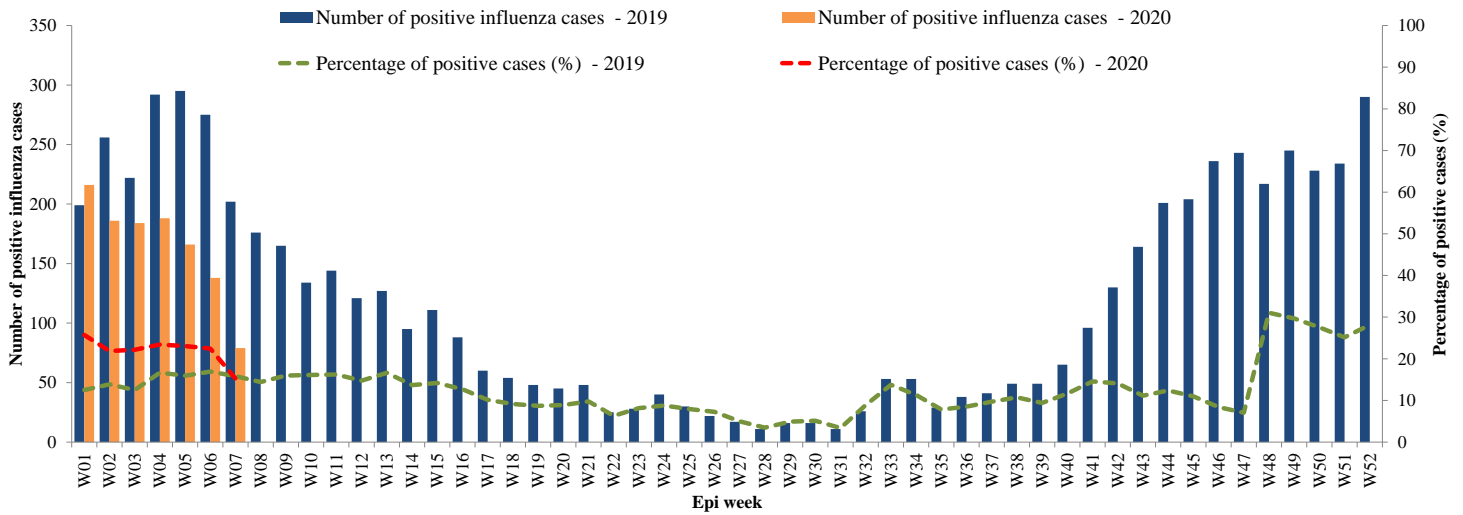


Figure 1. Number of positive influenza cases and influenza positivity rate per week, 2019-2020

W33/2019 - W07/2020

Last 4 weeks

■ Flu A (H1N1)pdm09 ■ Flu A (H3N2) ■ Flu A (Not-subtyped) ■ Flu B ■ Flu A (H1N1)pdm09 ■ Flu A (H3N2) ■ Flu A (Not-subtyped) ■ Flu B

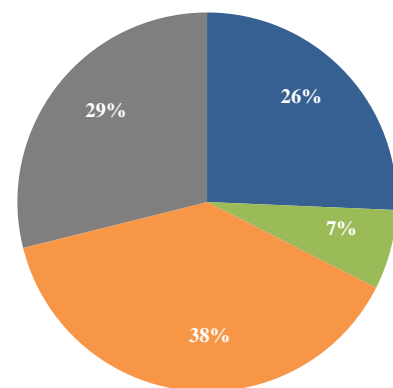
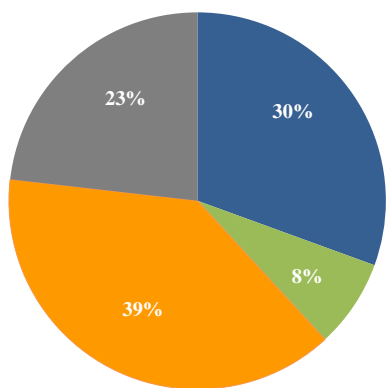
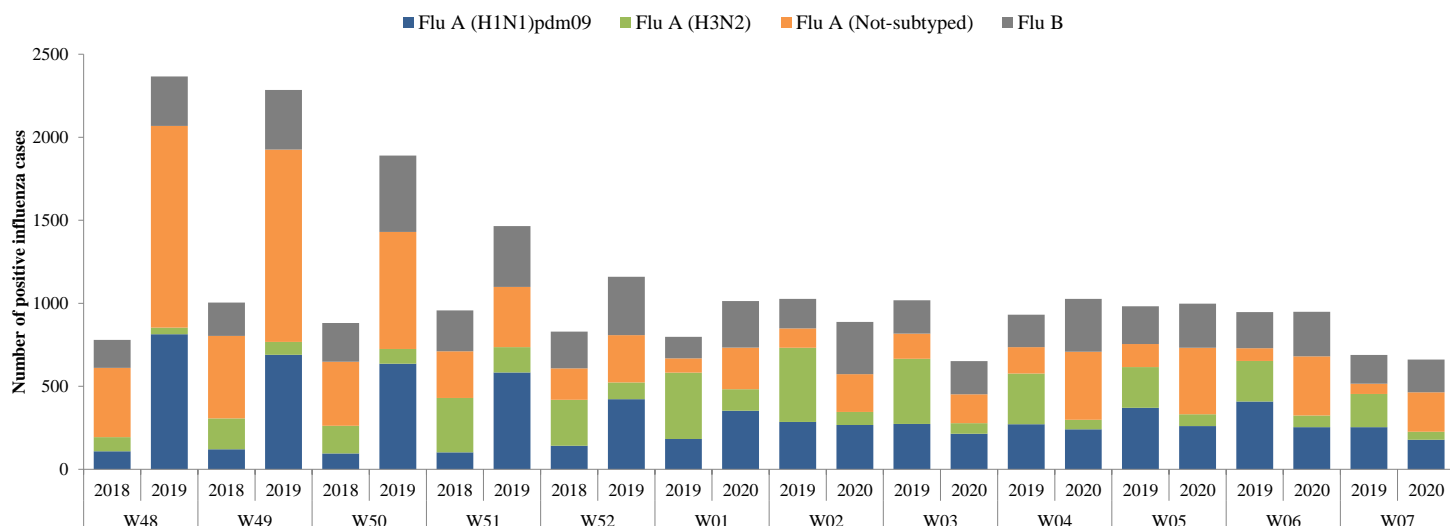


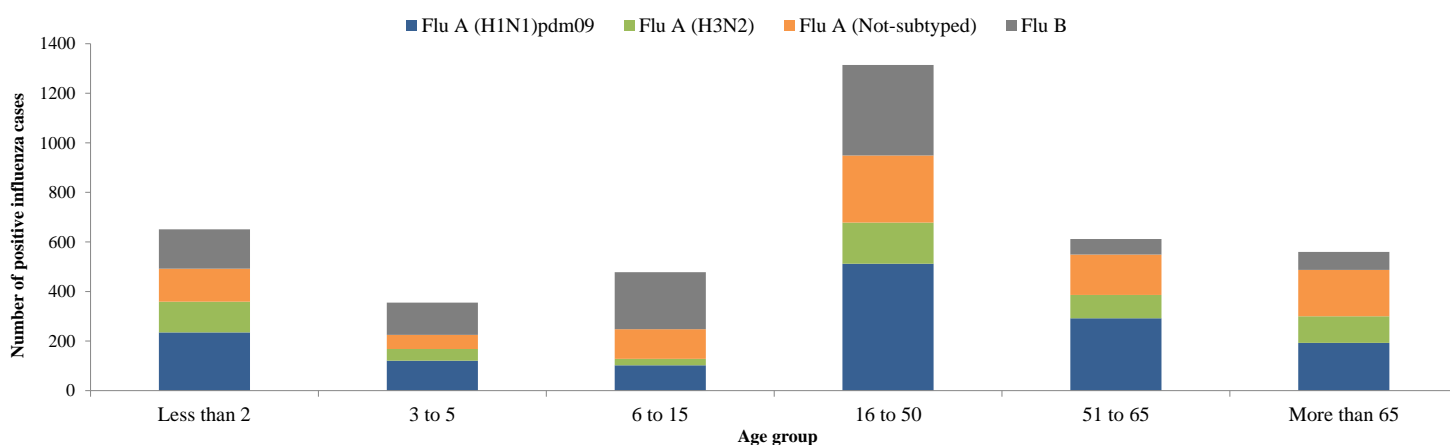
Figure 2. Percentage of circulating virus type by positive influenza cases

Virus type	W33/2019-W07/2020	Last 4 weeks
	Number (%)	Number (%)
Flu A (H1N1)pdm09	8484 (31)	933 (26)
Flu A (H3N2)	2112 (8)	247 (7)
Flu A (Not-subtyped)	10729 (39)	1404 (39)
Flu B	6438 (23)	1050 (29)
<b>Total</b>	<b>27763</b>	<b>3634</b>

Table 1. Type and number of influenza viruses detected from W33/2019 to W07/2020 and during the last four weeks



**Figure 3. Comparison of respiratory pathogens detected from tested specimens by last 12 weeks**



**Figure 4 Age group distribution of influenza cases by virus type in the Region from W33/2019 to W07/2020**

Country	Number of enrolled cases	Tested cases number (%)	Influenza positive cases number (%)	Positive cases			
				Flu A			Flu B
				Flu A (H1N1)pdm09	Flu A (H3N2)	Flu A (Not-subtyped)	Number (%)
Afghanistan	868	548 (63)	120 (22)	37 (31)	62 (52)	(-)	21 (18)
Bahrain	226	219 (97)	43 (20)	14 (33)	8 (19)	7 (16)	14 (33)
Egypt	3211	3211 (100)	579 (18)	342 (59)	30 (5)	(-)	207 (36)
Iran (Islamic Republic of)	3186	3186 (100)	731 (23)	68 (9)	2 (0)	58 (8)	603 (82)
Iraq	971	971 (100)	289 (30)	100 (35)	43 (15)	(-)	146 (51)
Jordan	342	342 (100)	83 (24)	36 (43)	23 (28)	4 (5)	20 (24)
Kuwait	1139	1128 (99)	211 (19)	7 (3)	10 (5)	131 (62)	63 (30)
Lebanon	316	307 (97)	201 (65)	55 (27)	12 (6)	(-)	134 (67)
Morocco	621	621 (100)	139 (22)	28 (20)	82 (59)	(-)	29 (21)
occupied Palestinian territory	1156	1156 (100)	323 (28)	126 (39)	167 (52)	(-)	30 (9)
Oman	584	536 (92)	99 (18)	56 (57)	31 (31)	(-)	12 (12)
Pakistan	165	165 (100)	18 (11)	6 (33)	7 (39)	(-)	5 (28)
Qatar	8571	8572 (100)	2741 (32)	559 (20)	28 (1)	1702 (62)	452 (16)
Saudi Arabia	2209	725 (33)	312 (43)	149 (48)	(-)	106 (34)	57 (18)
Sudan	69	17 (25)	(-)	(-)	(-)	(-)	(-)
Syrian Arab Republic	128	104 (81)	54 (52)	1 (2)	(-)	49 (91)	4 (7)
Tunisia	472	472 (100)	179 (38)	125 (70)	7 (4)	(-)	47 (26)
United Arab Emirates	40	40 (100)	(-)	(-)	(-)	(-)	(-)
Yemen	236	246 (104)	65 (26)	58 (89)	6 (9)	(-)	1 (2)
<b>Total</b>	<b>24510</b>	<b>22566 (92)</b>	<b>6187 (27)</b>	<b>1767 (29)</b>	<b>518 (8)</b>	<b>2057 (33)</b>	<b>1845 (30)</b>

**Table 2. Reported cases by country during W01-W07/2020**

© World Health Organization 2020.

Some rights reserved. This work is available under the Creative Commons Attribution-Non Commercial-Share Alike 3.0 IGO license (CC BY-NC-SA 3.0 IGO); <https://creativecommons.org/licenses/by-nc-sa/3.0/igo>.