



Influenza situation in the Eastern Mediterranean Region

W06/2020 (from 02/02/2020 to 08/02/2020)

Source of data : EMFLU Network and FLUMART

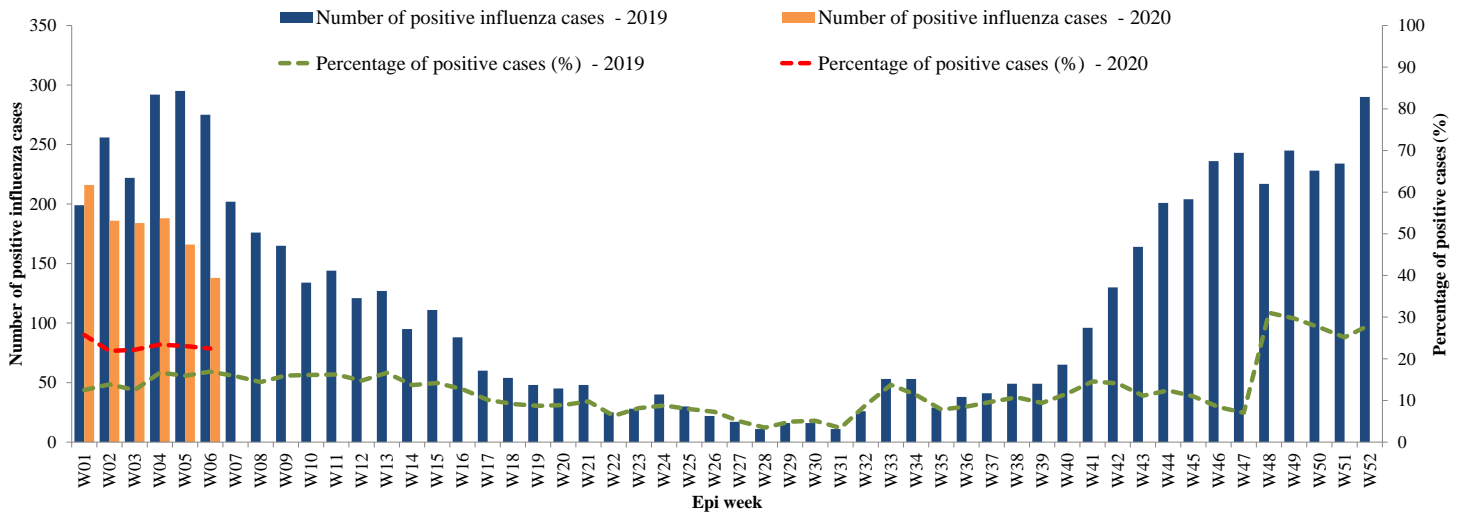


Figure 1. Number of positive influenza cases and influenza positivity rate per week, 2019-2020

W33/2019 - W06/2020

Last 4 weeks

■ Flu A (H1N1)pdm09 ■ Flu A (H3N2) ■ Flu A (Not-subtyped) ■ Flu B ■ Flu A (H1N1)pdm09 ■ Flu A (H3N2) ■ Flu A (Not-subtyped) ■ Flu B

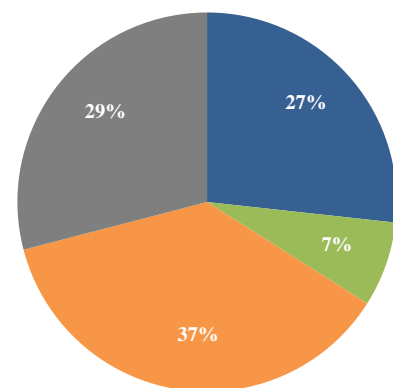
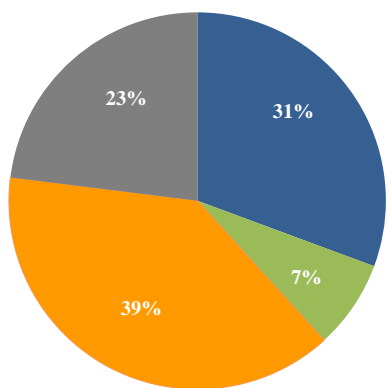


Figure 2. Percentage of circulating virus type by positive influenza cases

Virus type	W33/2019-W06/2020	Last 4 weeks
	Number (%)	Number (%)
Flu A (H1N1)pdm09	8306 (31)	969 (27)
Flu A (H3N2)	2064 (8)	263 (7)
Flu A (Not-subtyped)	10491 (39)	1340 (37)
Flu B	6241 (23)	1053 (29)
Total	27102	3625

Table 1. Type and number of influenza viruses detected from W33/2019 to W06/2020 and during the last four weeks

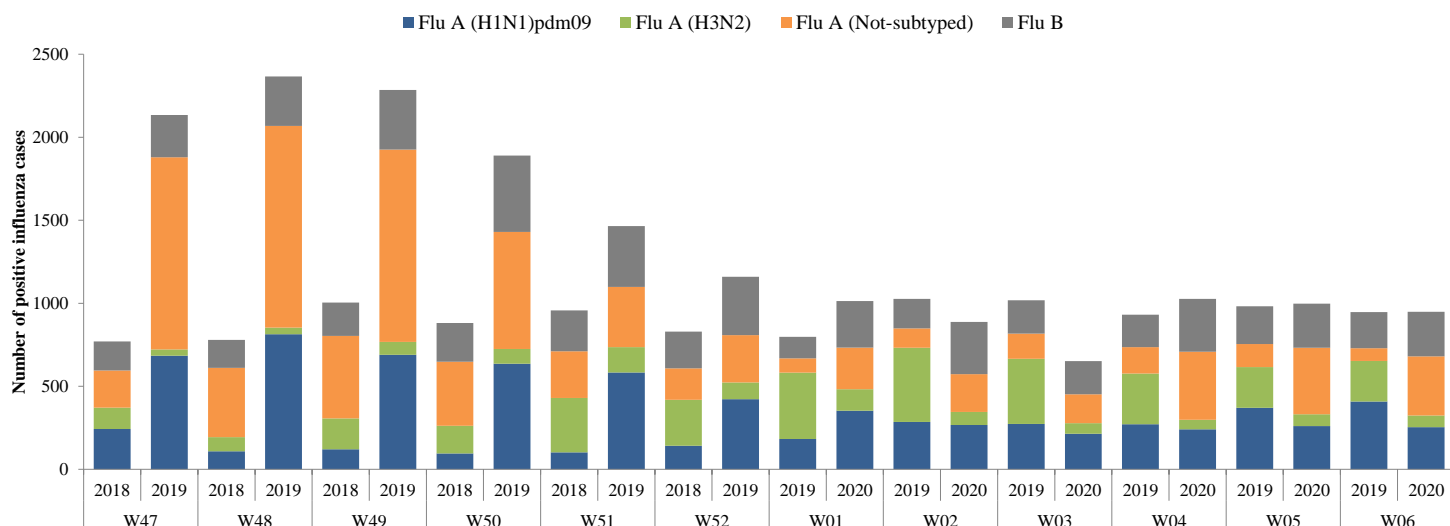


Figure 3. Comparison of respiratory pathogens detected from tested specimens by last 12 weeks

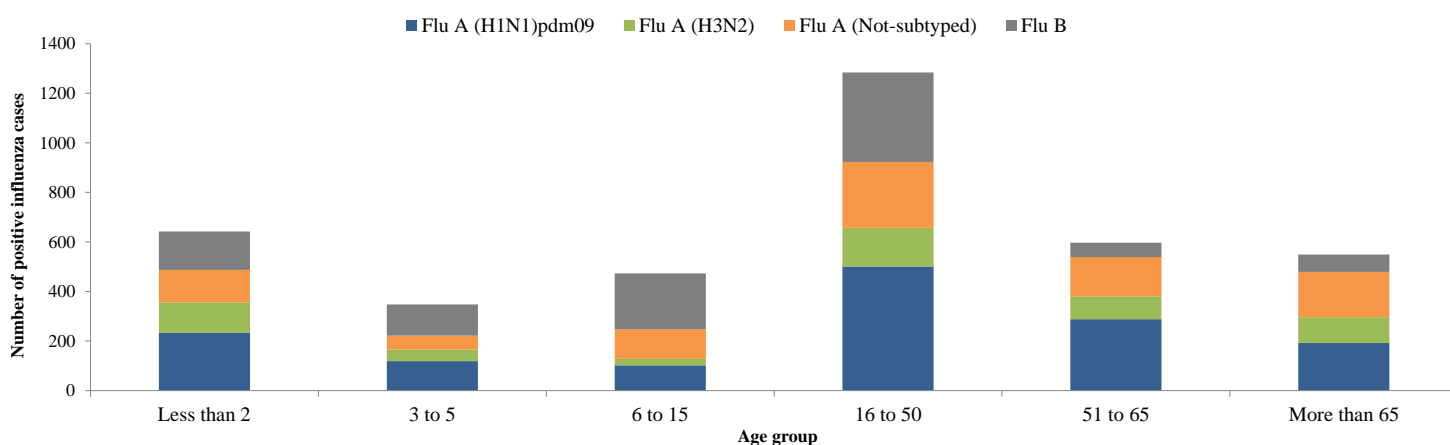


Figure 4 Age group distribution of influenza cases by virus type in the Region from W33/2019 to W06/2020

Country	Number of enrolled cases	Tested cases number (%)	Influenza positive cases number (%)	Positive cases			
				Flu A			Flu B
				Flu A (H1N1)pdm09	Flu A (H3N2)	Flu A (Not-subtyped)	Number (%)
Afghanistan	495	495 (100)	119 (24)	36 (30)	62 (52)	(-)	21 (18)
Bahrain	194	188 (97)	41 (22)	14 (34)	8 (20)	7 (17)	12 (29)
Egypt	2823	2823 (100)	543 (19)	331 (61)	26 (5)	(-)	186 (34)
Iran (Islamic Republic of)	2810	2810 (100)	644 (23)	67 (10)	2 (0)	53 (8)	522 (81)
Iraq	907	907 (100)	287 (32)	99 (34)	43 (15)	(-)	145 (51)
Jordan	342	342 (100)	83 (24)	36 (43)	23 (28)	4 (5)	20 (24)
Kuwait	1126	1126 (100)	211 (19)	7 (3)	10 (5)	131 (62)	63 (30)
Lebanon	258	250 (97)	166 (66)	36 (22)	6 (4)	(-)	124 (75)
Morocco	575	575 (100)	119 (21)	24 (20)	67 (56)	(-)	28 (24)
occupied Palestinian territory	1037	1037 (100)	296 (29)	116 (39)	151 (51)	(-)	29 (10)
Oman	584	536 (92)	99 (18)	56 (57)	31 (31)	(-)	12 (12)
Pakistan	165	165 (100)	18 (11)	6 (33)	7 (39)	(-)	5 (28)
Qatar	7322	7323 (100)	2375 (32)	480 (20)	26 (1)	1483 (62)	386 (16)
Saudi Arabia	1894	623 (33)	285 (46)	139 (49)	(-)	94 (33)	52 (18)
Sudan	61	13 (21)	(-)	(-)	(-)	(-)	(-)
Syrian Arab Republic	119	102 (86)	52 (51)	1 (2)	(-)	47 (90)	4 (8)
Tunisia	362	362 (100)	125 (35)	85 (68)	2 (2)	(-)	38 (30)
United Arab Emirates	40	40 (100)	(-)	(-)	(-)	(-)	(-)
Yemen	223	233 (104)	63 (27)	56 (89)	6 (10)	(-)	1 (2)
Total	21337	19950 (93)	5526 (28)	1589 (29)	470 (9)	1819 (33)	1648 (30)

Table 2. Reported cases by country during W01-W06/2020

© World Health Organization 2020.

Some rights reserved. This work is available under the Creative Commons Attribution-Non Commercial-Share Alike 3.0 IGO license (CC BY-NC-SA 3.0 IGO); <https://creativecommons.org/licenses/by-nc-sa/3.0/igo>.