



Influenza situation in the Eastern Mediterranean Region

W05/2020 (from 26/01/2020 to 01/02/2020)

Source of data : EMFLU Network and FLUMART

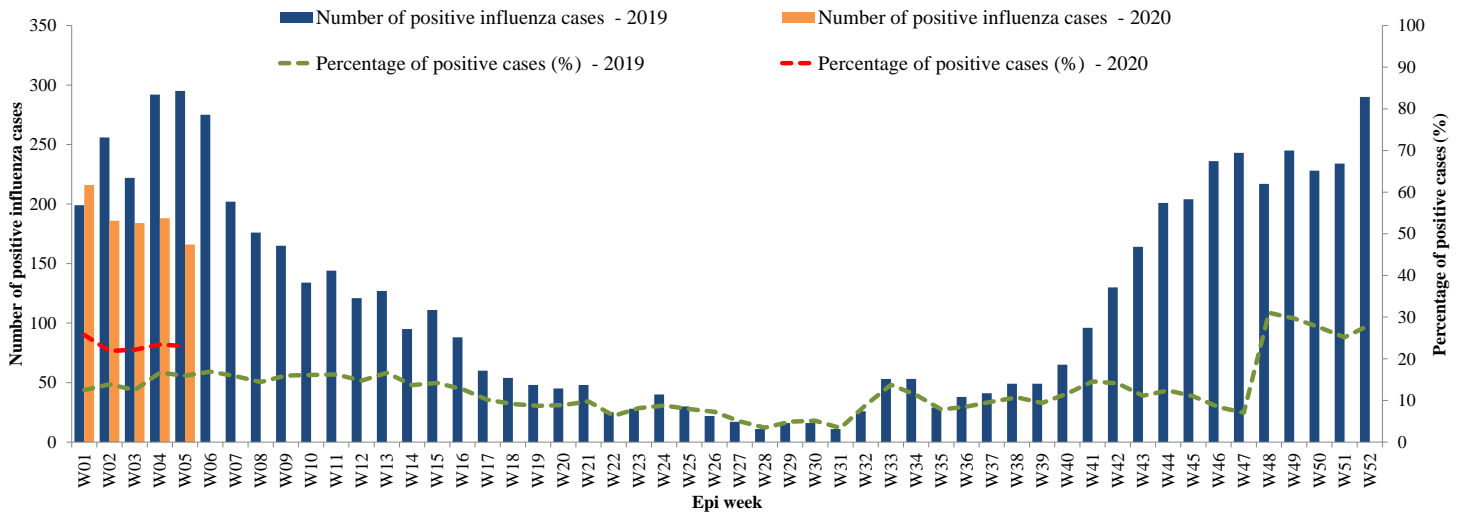


Figure 1. Number of positive influenza cases and influenza positivity rate per week, 2019-2020

W33/2019 - W05/2020

Last 4 weeks

■ Flu A (H1N1)pdm09 ■ Flu A (H3N2) ■ Flu A (Not-subtyped) ■ Flu B ■ Flu A (H1N1)pdm09 ■ Flu A (H3N2) ■ Flu A (Not-subtyped) ■ Flu B

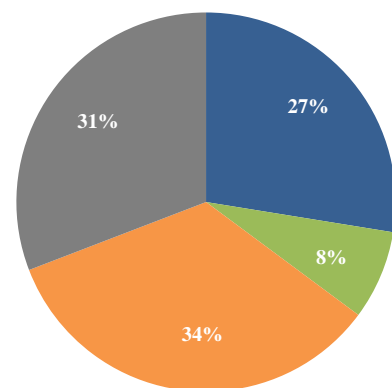
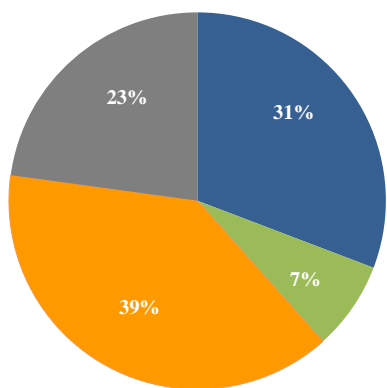


Figure 2. Percentage of circulating virus type by positive influenza cases

Virus type	W33/2019-W05/2020	Last 4 weeks
	Number (%)	Number (%)
Flu A (H1N1)pdm09	8052 (31)	982 (28)
Flu A (H3N2)	1994 (8)	271 (8)
Flu A (Not-subtyped)	10135 (39)	1212 (34)
Flu B	5972 (23)	1099 (31)
Total	26153	3564

Table 1. Type and number of influenza viruses detected from W33/2019 to W05/2020 and during the last four weeks

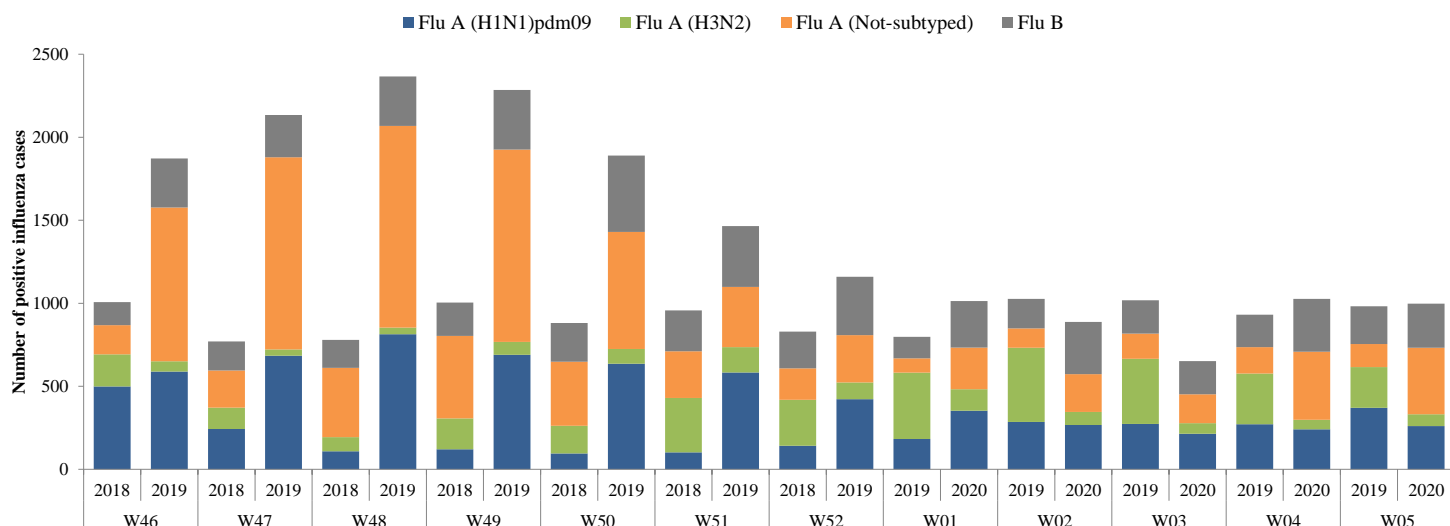


Figure 3. Comparison of respiratory pathogens detected from tested specimens by last 12 weeks

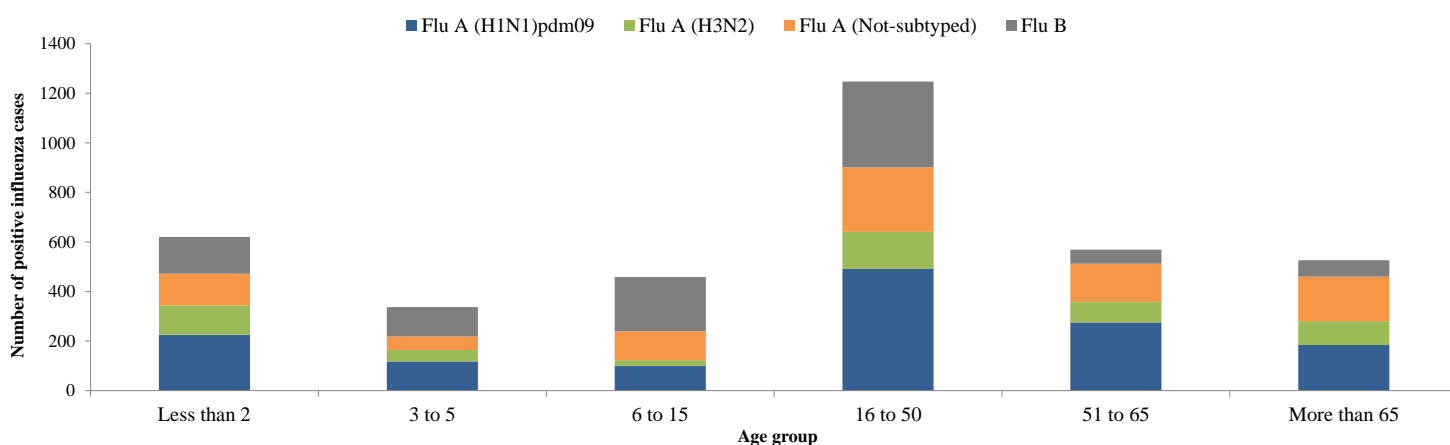


Figure 4 Age group distribution of influenza cases by virus type in the Region from W33/2019 to W05/2020

Country	Number of enrolled cases	Tested cases number (%)	Influenza positive cases number (%)	Positive cases			
				Flu A			Flu B
				Flu A (H1N1)pdm09	Flu A (H3N2)	Flu A (Not-subtyped)	Number (%)
Afghanistan	398	398 (100)	97 (24)	28 (29)	53 (55)	(-)	16 (16)
Bahrain	160	154 (96)	38 (25)	14 (37)	8 (21)	5 (13)	11 (29)
Egypt	2371	2371 (100)	477 (20)	309 (65)	15 (3)	(-)	153 (32)
Iran (Islamic Republic of)	2398	2398 (100)	546 (23)	66 (12)	2 (0)	50 (9)	428 (78)
Iraq	817	817 (100)	278 (34)	98 (35)	43 (15)	(-)	137 (49)
Jordan	342	342 (100)	83 (24)	36 (43)	23 (28)	4 (5)	20 (24)
Kuwait	994	994 (100)	197 (20)	3 (2)	9 (5)	130 (66)	55 (28)
Lebanon	254	246 (97)	164 (67)	35 (21)	6 (4)	(-)	123 (75)
Morocco	507	507 (100)	97 (19)	19 (20)	51 (53)	(-)	27 (28)
occupied Palestinian territory	854	854 (100)	246 (29)	98 (40)	126 (51)	(-)	22 (9)
Oman	484	457 (94)	82 (18)	45 (55)	27 (33)	(-)	10 (12)
Pakistan	165	165 (100)	18 (11)	6 (33)	7 (39)	(-)	5 (28)
Qatar	5732	5733 (100)	1818 (32)	348 (19)	24 (1)	1151 (63)	295 (16)
Saudi Arabia	1593	517 (32)	250 (48)	122 (49)	(-)	83 (33)	45 (18)
Sudan	45	9 (20)	(-)	(-)	(-)	(-)	(-)
Syrian Arab Republic	99	87 (88)	45 (52)	1 (2)	(-)	40 (89)	4 (9)
Tunisia	262	262 (100)	81 (31)	54 (67)	(-)	(-)	27 (33)
United Arab Emirates	40	40 (100)	(-)	(-)	(-)	(-)	(-)
Yemen	211	221 (105)	60 (27)	53 (88)	6 (10)	(-)	1 (2)
Total	17726	16572 (93)	4577 (28)	1335 (29)	400 (9)	1463 (32)	1379 (30)

Table 2. Reported cases by country during W01-W05/2020

© World Health Organization 2020.

Some rights reserved. This work is available under the Creative Commons Attribution-Non Commercial-Share Alike 3.0 IGO license (CC BY-NC-SA 3.0 IGO); <https://creativecommons.org/licenses/by-nc-sa/3.0/igo>.