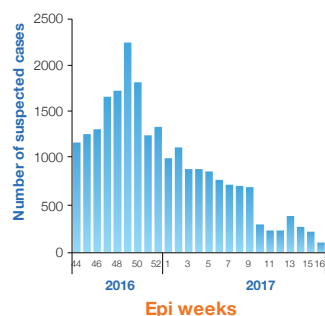


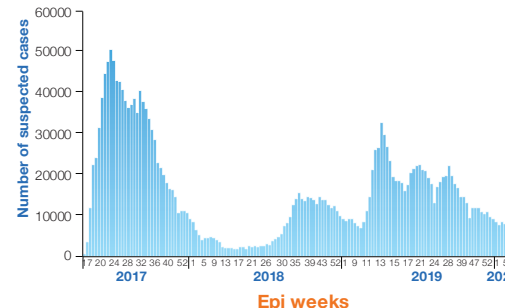
Highlights

- In January 2020, the Ministry of Public Health and Population of Yemen reported a total 35 512 suspected cholera cases including 13 related deaths (case fatality rate: 0.04%) from 22 governorates.
- The cumulative number of suspected cholera cases reported in Yemen from October 2016 to January 2020 is 2 316 197 including 3910 related deaths with a case fatality rate of 0.17%. During the second wave of this outbreak that started on 27 April 2017, the total number of suspected cholera cases were 2 290 370 including 3781 related deaths with a case fatality rate of 0.17%.
- During January 2020, a total of 192 stool specimens were tested. Out of these, 20 were laboratory confirmed for *Vibrio cholerae*.
- The 5 governorates with the highest cumulative attack rate per 10 000 are Amran (1710.53), Al Mahwit (1610.21), Sana'a (1554.18), Al Bayda (1272.87) and Al Hudaydah (1065.71). The national attack rate is 813.13 per 10 000. The governorates with a high number of deaths are Hajjah (577), Ibb (507), Al Hudaydah (402) and Taizz (329).

Epidemic curve of cholera cases in Yemen, October 2016 - 26 April 2017 (First wave)



Epidemic curve of cholera cases in Yemen, 27 April 2017 - 31 January 2020 (Second wave)



Cumulative key figures, October 2016 – January 2020

2 316 197
Suspected cases

3910
Related deaths

29%
Children < 5 years

0.17%
CFR

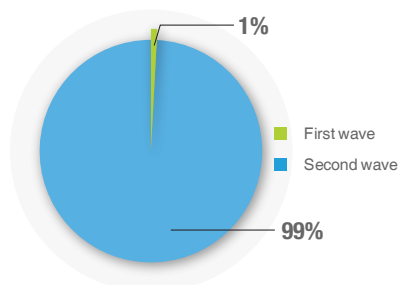
Last 4 weeks key figures, January 2020

35 512
Suspected cases

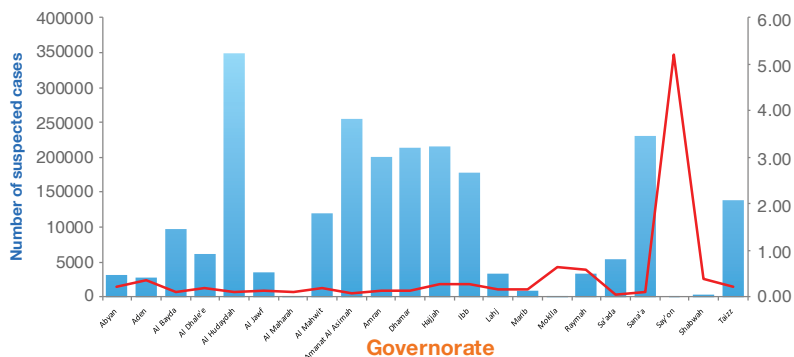
13
Related deaths

0.04%
CFR

Cholera cases reported in Yemen by epidemic wave, October 2016 – January 2020 (n= 2 316 197)



Cholera cases and Case fatality rates by governorate in Yemen, 27 April 2017 – 31 January 2020 (second wave)



Cholera cases and deaths reported during the second wave by governorate, 27 April 2017 – 31 January 2020

Governorate	Cases	Deaths	CFR (%)	Cumulative attack rate (per 10 000)
Abyan	32 001	67	0.21	554.05
Aden	28 882	102	0.35	307.12
Al Bayda	97 420	107	0.11	1272.87
Al Dhale'e	61 329	115	0.19	824.91
Al Hudaydah	349 599	402	0.11	1065.71
Al Jawf	34 712	52	0.15	593.95
Al Maharah	1715	2	0.12	113.06
Al Mahwit	119 311	219	0.18	1610.21
Amanat Al Asimah	254 768	181	0.07	877.91
Amran	199 726	263	0.13	1710.53
Dhamar	213 748	289	0.14	1047.42
Hajjah	215 741	577	0.27	902.25
Ibb	177 458	507	0.29	593.56
Lahj	33 403	57	0.17	327.69
Marib	9528	16	0.17	261.74
Moklla	1405	9	0.64	31.41
Raymah	32 840	195	0.59	533.88
Sa'ada	54 626	36	0.07	582.53
Sana'a	230 813	241	0.10	1554.18
Say'on	77	4	5.19	2.02
Shabwah	2710	11	0.41	44.32
Taizz	138 558	329	0.24	457.31
Total	2 290 370	3781	0.17	813.13

Distribution of suspected cholera cases in Yemen, January 2017 – January 2020

