



Influenza situation in the Eastern Mediterranean Region

W04/2020 (from 19/01/2020 to 25/01/2020)

Source of data: EMFLU Network and FLUMART

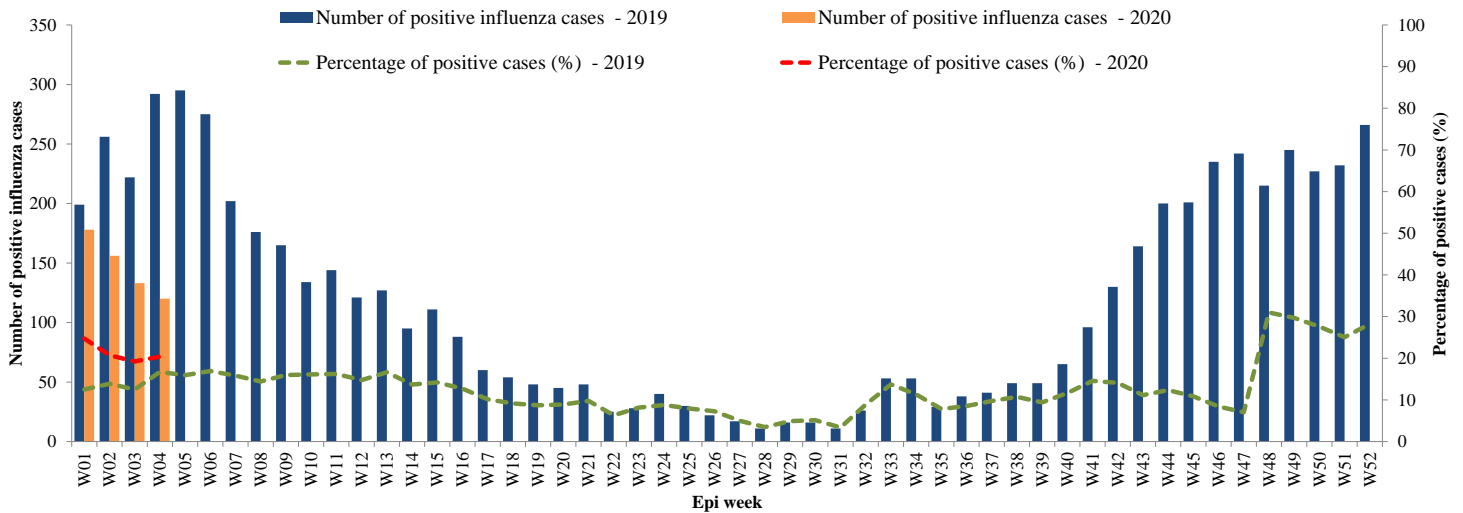


Figure 1. Number of positive influenza cases and influenza positivity rate per week, 2019-2020

W33/2019 - W04/2020

Last 4 weeks

■ Flu A (H1N1)pdm09 ■ Flu A (H3N2) ■ Flu A (Not-subtyped) ■ Flu B ■ Flu A (H1N1)pdm09 ■ Flu A (H3N2) ■ Flu A (Not-subtyped) ■ Flu B

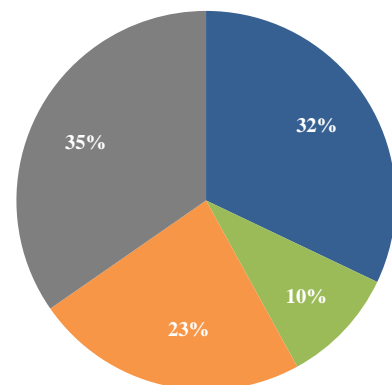
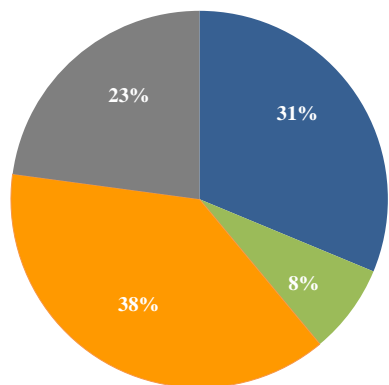


Figure 2. Percentage of circulating virus type by positive influenza cases

Virus type	W33/2019-W04/2020	Last 4 weeks
	Number (%)	Number (%)
Flu A (H1N1)pdm09	7655 (31)	942 (32)
Flu A (H3N2)	1886 (8)	292 (10)
Flu A (Not-subtyped)	9345 (38)	685 (23)
Flu B	5600 (23)	1018 (35)
Total	24486	2937

Table 1. Type and number of influenza viruses detected from W33/2019 to W04/2020 and during the last four weeks

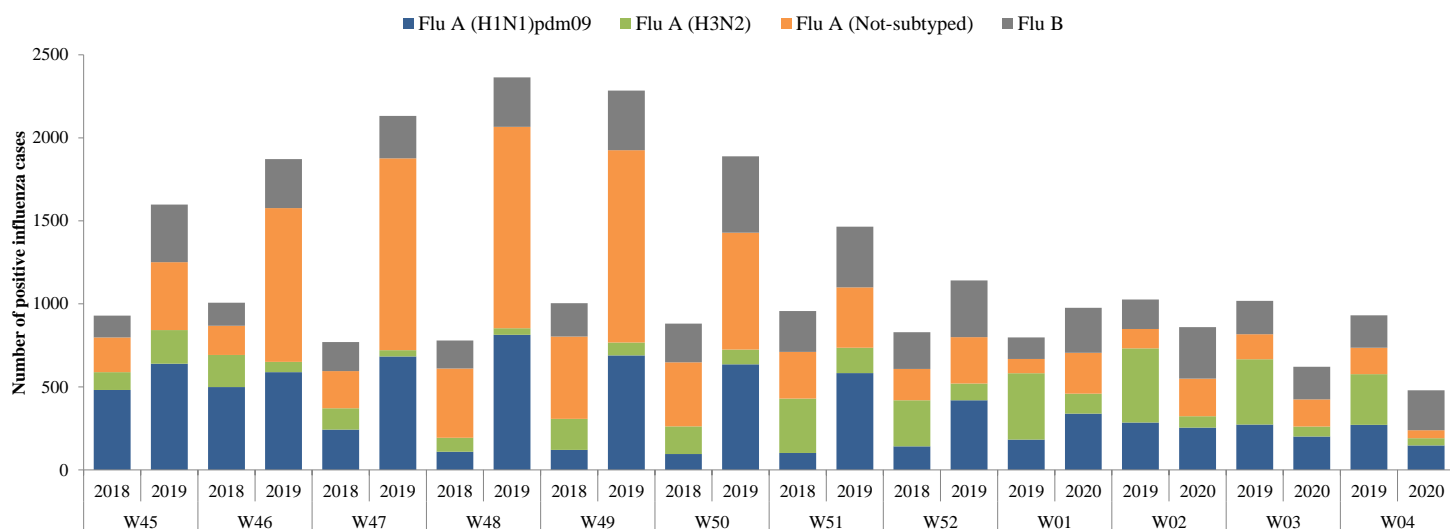


Figure 3. Comparison of respiratory pathogens detected from tested specimens by last 12 weeks

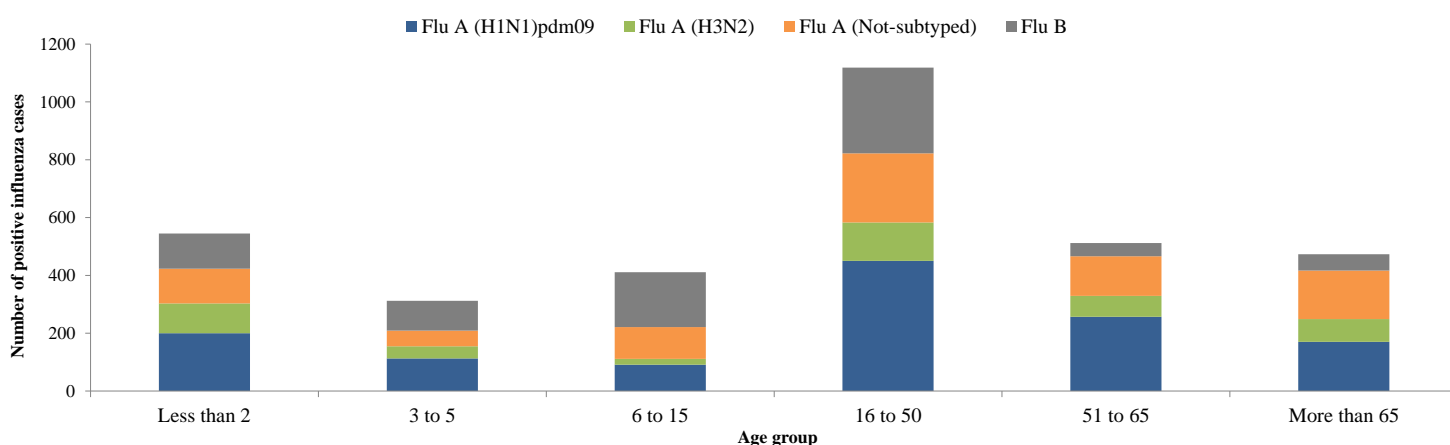


Figure 4 Age group distribution of influenza cases by virus type in the Region from W33/2019 to W04/2020

Country	Number of enrolled cases	Tested cases number (%)	Influenza positive cases number (%)	Positive cases			
				Flu A			Flu B
				Flu A (H1N1)pdm09	Flu A (H3N2)	Flu A (Not-subtyped)	Number (%)
Afghanistan	317	317 (100)	72 (23)	25 (35)	37 (51)	(-)	10 (14)
Bahrain	49	48 (98)	16 (33)	5 (31)	4 (25)	2 (13)	5 (31)
Egypt	1965	1965 (100)	432 (22)	294 (68)	12 (3)	(-)	126 (29)
Iran (Islamic Republic of)	1999	1999 (100)	444 (22)	62 (14)	2 (0)	46 (10)	334 (75)
Iraq	718	718 (100)	263 (37)	98 (37)	43 (16)	(-)	122 (46)
Kuwait	828	828 (100)	187 (23)	1 (1)	7 (4)	130 (70)	49 (26)
Lebanon	229	228 (100)	153 (67)	32 (21)	4 (3)	(-)	117 (76)
Morocco	361	361 (100)	57 (16)	12 (21)	22 (39)	(-)	23 (40)
occupied Palestinian territory	704	704 (100)	207 (29)	82 (40)	106 (51)	(-)	19 (9)
Oman	341	317 (93)	58 (18)	24 (41)	26 (45)	(-)	8 (14)
Pakistan	141	141 (100)	17 (12)	6 (35)	7 (41)	(-)	4 (24)
Qatar	2752	2753 (100)	727 (26)	131 (18)	16 (2)	430 (59)	150 (21)
Saudi Arabia	1238	419 (34)	193 (46)	95 (49)	(-)	68 (35)	30 (16)
Sudan	33	(-)	(-)	(-)	(-)	(-)	(-)
Syrian Arab Republic	26	23 (88)	12 (52)	1 (8)	(-)	9 (75)	2 (17)
Tunisia	166	59 (36)	42 (71)	24 (57)	(-)	(-)	18 (43)
United Arab Emirates	18	18 (100)	(-)	(-)	(-)	(-)	(-)
Yemen	194	204 (105)	57 (28)	50 (88)	6 (11)	(-)	1 (2)
Total	12079	11102 (92)	2937 (26)	942 (32)	292 (10)	685 (23)	1018 (35)

Table 2. Reported cases by country during W01-W04/2020

© World Health Organization 2019.

Some rights reserved. This work is available under the Creative Commons Attribution-Non Commercial-Share Alike 3.0 IGO license (CC BY-NC-SA 3.0 IGO); <https://creativecommons.org/licenses/by-nc-sa/3.0/igo>.