



Influenza situation in the Eastern Mediterranean Region

W03/2020 (from 12/01/2020 to 18/01/2020)

Source of data: EMFLU Network and FLUMART

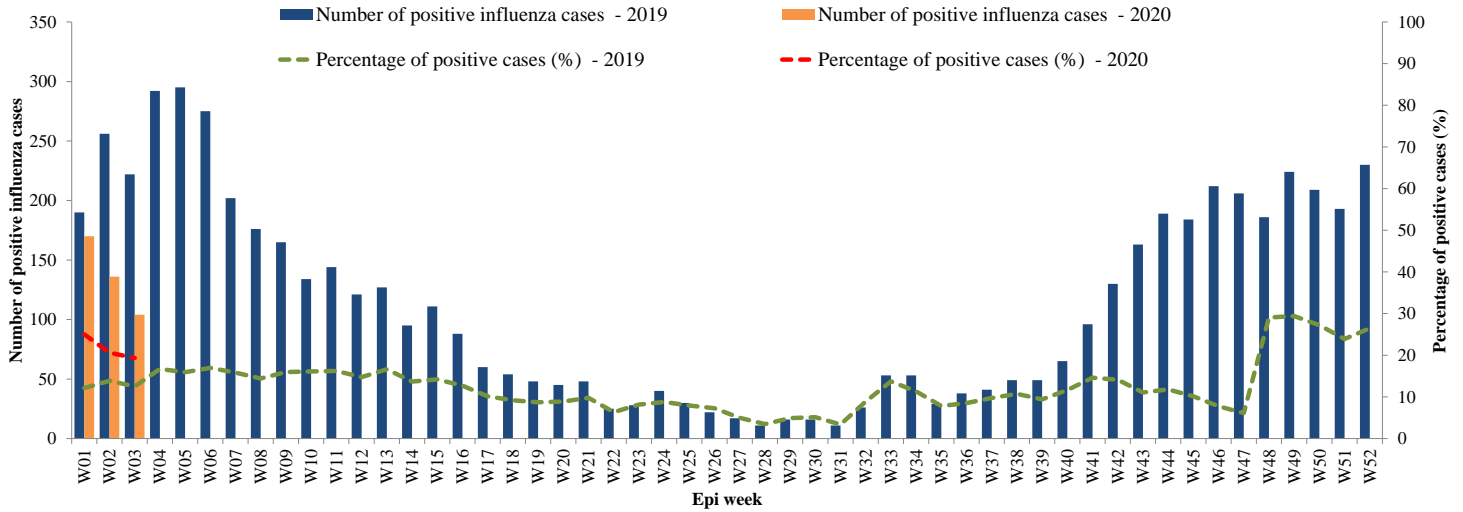


Figure 1. Number of positive influenza cases and influenza positivity rate per week, 2019-2020

W33/2019 - W03/2020

Last 4 weeks

■ Flu A (H1N1)pdm09 ■ Flu A (H3N2) ■ Flu A (Not-subtyped) ■ Flu B ■ Flu A (H1N1)pdm09 ■ Flu A (H3N2) ■ Flu A (Not-subtyped) ■ Flu B

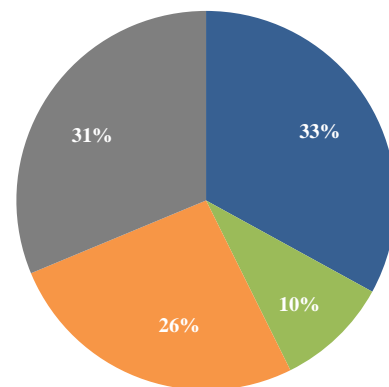
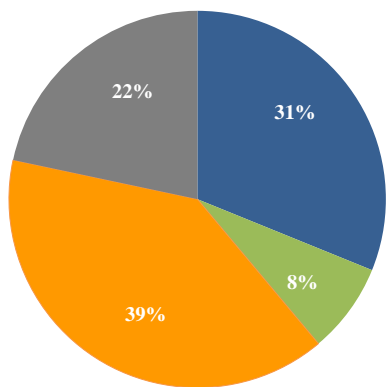


Figure 2. Percentage of circulating virus type by positive influenza cases

Virus type	W33/2019-W03/2020	Last 4 weeks
	Number (%)	Number (%)
Flu A (H1N1)pdm09	7336 (31)	1153 (33)
Flu A (H3N2)	1828 (8)	338 (10)
Flu A (Not-subtyped)	9288 (39)	911 (26)
Flu B	5103 (22)	1093 (31)
Total	23555	3495

Table 1. Type and number of influenza viruses detected from W33/2019 to W03/2020 and during the last four weeks

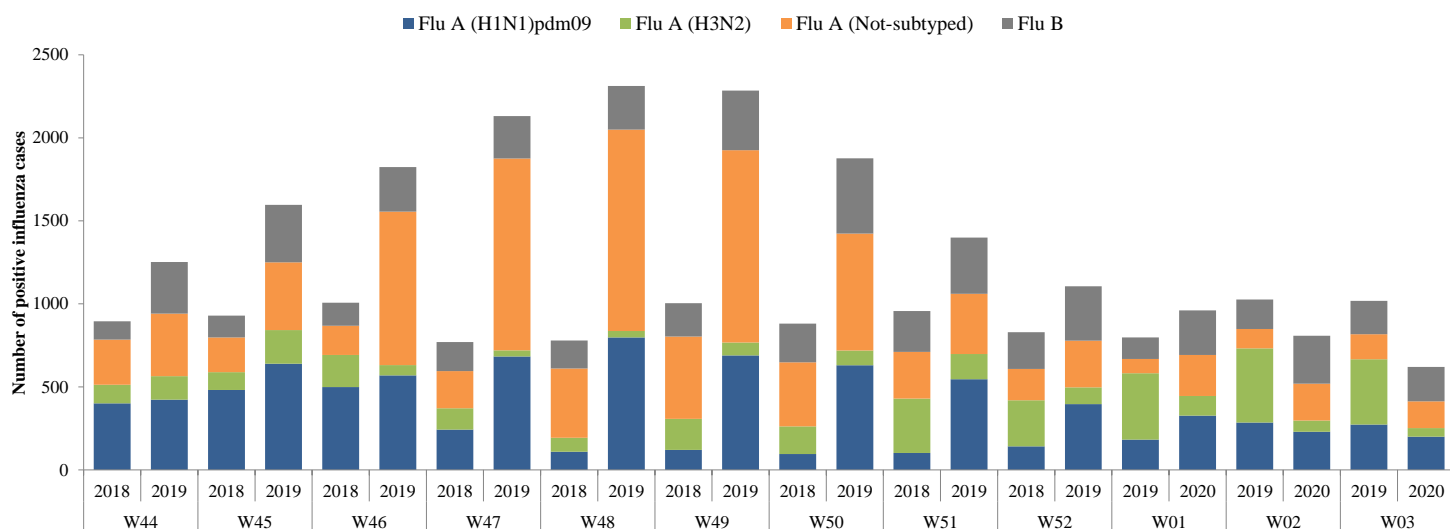


Figure 3. Comparison of respiratory pathogens detected from tested specimens by last 12 weeks

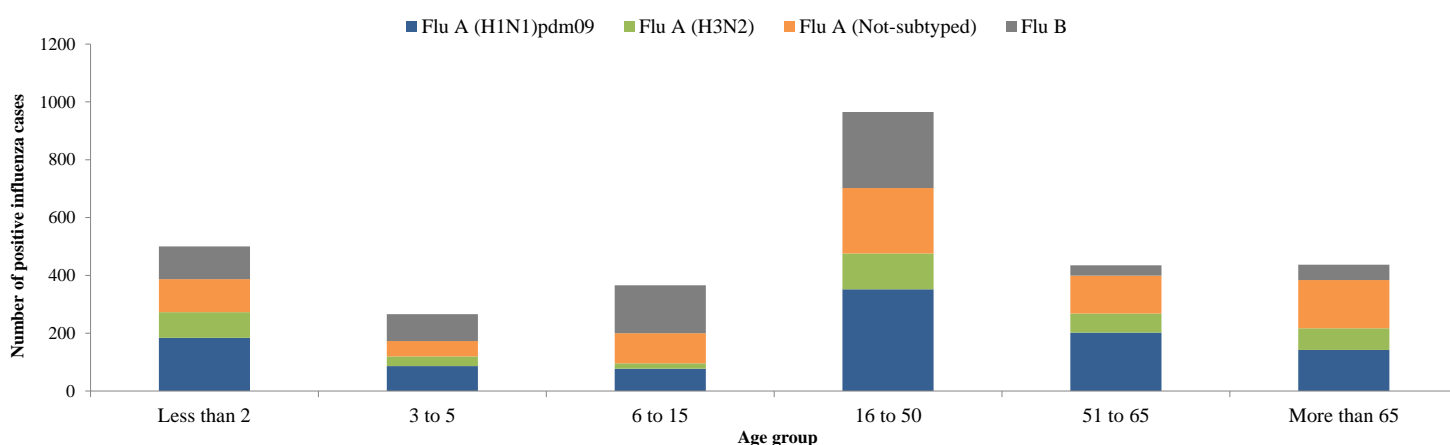


Figure 4 Age group distribution of influenza cases by virus type in the Region from W33/2019 to W03/2020

Country	Number of enrolled cases	Tested cases number (%)	Influenza positive cases number (%)	Positive cases			
				Flu A			Flu B
				Flu A (H1N1)pdm09	Flu A (H3N2)	Flu A (Not-subtyped)	Number (%)
Afghanistan	211	211 (100)	59 (28)	20 (34)	33 (56)	(-)	6 (10)
Bahrain	36	35 (97)	12 (34)	4 (33)	4 (33)	(-)	4 (33)
Egypt	1279	1279 (100)	320 (25)	234 (73)	4 (1)	(-)	82 (26)
Iran (Islamic Republic of)	1545	1545 (100)	346 (22)	57 (16)	1 (0)	44 (13)	244 (71)
Iraq	592	592 (100)	240 (41)	91 (38)	39 (16)	(-)	110 (46)
Kuwait	711	711 (100)	147 (21)	(-)	3 (2)	101 (69)	43 (29)
Lebanon	117	117 (100)	75 (64)	19 (25)	(-)	(-)	56 (75)
Morocco	184	184 (100)	21 (11)	(-)	9 (43)	(-)	12 (57)
occupied Palestinian territory	558	558 (100)	171 (31)	64 (37)	92 (54)	(-)	15 (9)
Oman	232	214 (92)	42 (20)	13 (31)	23 (55)	(-)	6 (14)
Pakistan	121	121 (100)	11 (9)	3 (27)	7 (64)	(-)	1 (9)
Qatar	2752	2753 (100)	727 (26)	131 (18)	16 (2)	430 (59)	150 (21)
Saudi Arabia	909	327 (36)	148 (45)	71 (48)	(-)	54 (36)	23 (16)
Sudan	23	(-)	(-)	(-)	(-)	(-)	(-)
Syrian Arab Republic	5	2 (40)	1 (50)	(-)	(-)	1 (100)	(-)
Tunisia	94	59 (63)	17 (29)	5 (29)	(-)	(-)	12 (71)
United Arab Emirates	18	18 (100)	(-)	(-)	(-)	(-)	(-)
Yemen	171	171 (100)	52 (30)	45 (87)	6 (12)	(-)	1 (2)
Total	9558	8897 (93)	2389 (27)	757 (32)	237 (10)	630 (26)	765 (32)

Table 2. Reported cases by country during W01-W03/2020