



# Influenza situation in the Eastern Mediterranean Region

W02/2020 (from 05/01/2020 to 11/01/2020)

Source of data: EMFLU Network and FLUMART

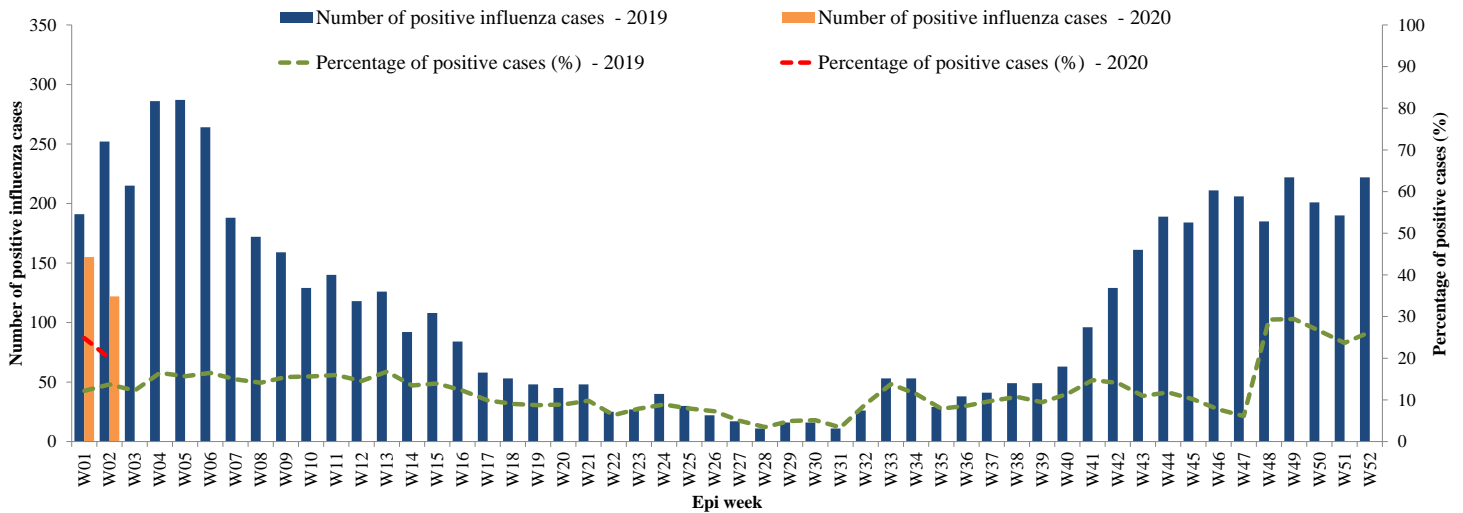


Figure 1. Number of positive influenza cases and influenza positivity rate per week, 2019-2020

W33/2019 - W02/2020

Last 4 weeks

■ Flu A (H1N1)pdm09 ■ Flu A (H3N2) ■ Flu A (Not-subtyped) ■ Flu B ■ Flu A (H1N1)pdm09 ■ Flu A (H3N2) ■ Flu A (Not-subtyped) ■ Flu B

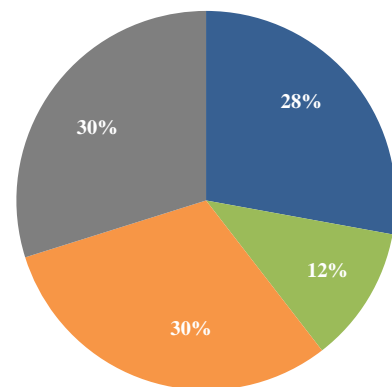
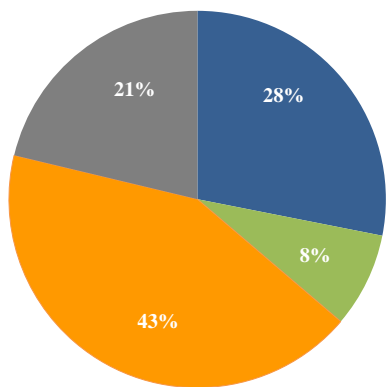


Figure 2. Percentage of circulating virus type by positive influenza cases

Virus type	W33/2019-W02/2020	Last 4 weeks
	Number (%)	Number (%)
Flu A (H1N1)pdm09	6034 (28)	1011 (28)
Flu A (H3N2)	1748 (8)	423 (12)
Flu A (Not-subtyped)	9125 (43)	1111 (31)
Flu B	4563 (21)	1083 (30)
<b>Total</b>	<b>21470</b>	<b>3628</b>

Table 1. Type and number of influenza viruses detected from W33/2019 to W02/2020 and during the last four weeks

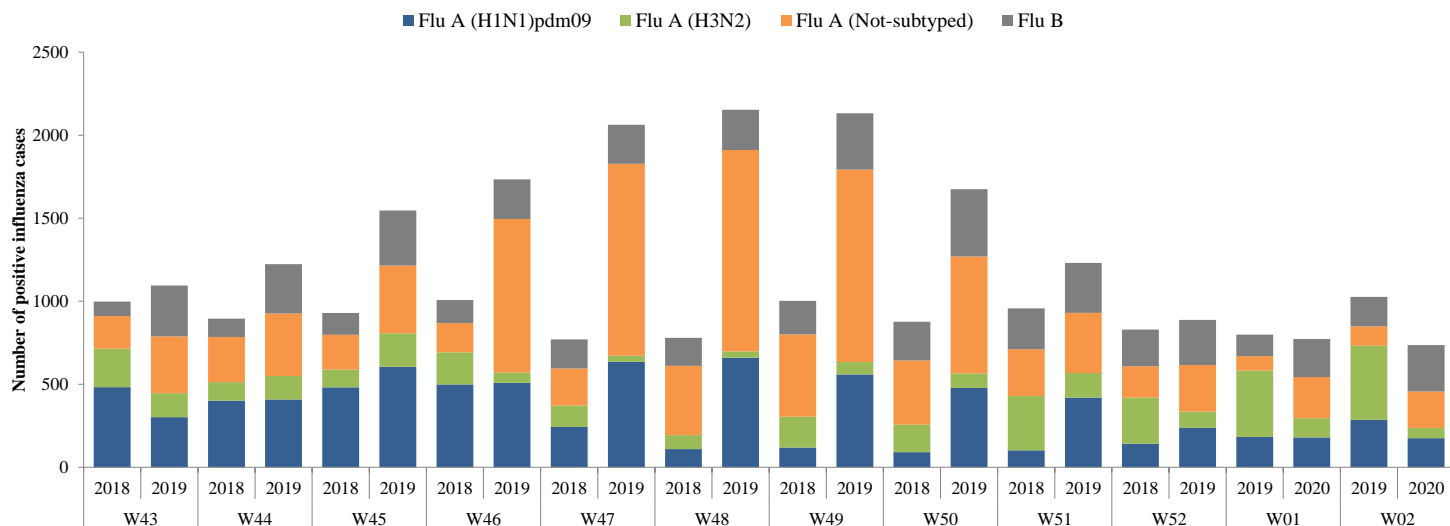


Figure 3. Comparison of respiratory pathogens detected from tested specimens by last 12 weeks

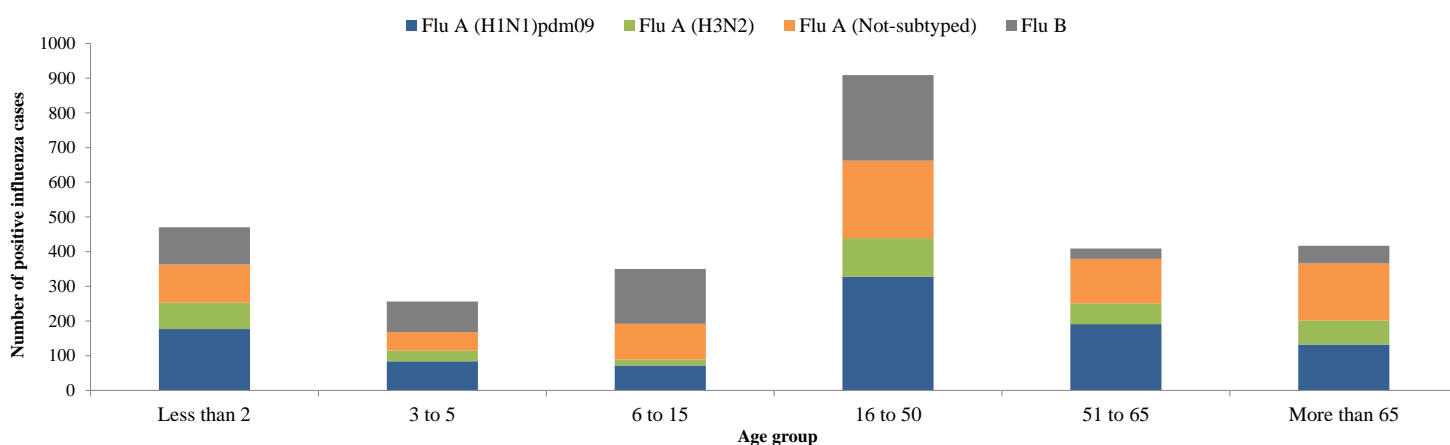


Figure 4 Age group distribution of influenza cases by virus type in the Region from W33/2019 to W02/2020

Country	Number of enrolled cases	Tested cases number (%)	Influenza positive cases number (%)	Positive cases			
				Flu A			Flu B
				Flu A (H1N1)pdm09	Flu A (H3N2)	Flu A (Not-subtyped)	Number (%)
Afghanistan	129	129 (100)	41 (32)	12 (29)	24 (59)	(-)	5 (12)
Bahrain	30	29 (97)	13 (45)	3 (23)	4 (31)	3 (23)	3 (23)
Iran (Islamic Republic of)	1172	1172 (100)	269 (23)	50 (19)	1 (0)	41 (15)	177 (66)
Iraq	442	442 (100)	195 (44)	74 (38)	35 (18)	(-)	86 (44)
Kuwait	554	554 (100)	141 (25)	(-)	2 (1)	101 (72)	38 (27)
Lebanon	68	68 (100)	56 (82)	12 (21)	(-)	(-)	44 (79)
Morocco	155	155 (100)	17 (11)	(-)	6 (35)	(-)	11 (65)
occupied Palestinian territory	386	386 (100)	120 (31)	43 (36)	65 (54)	(-)	12 (10)
Oman	133	122 (92)	27 (22)	6 (22)	18 (67)	(-)	3 (11)
Pakistan	100	100 (100)	6 (6)	(-)	6 (100)	(-)	(-)
Qatar	1914	1914 (100)	474 (25)	70 (15)	12 (3)	283 (60)	109 (23)
Saudi Arabia	568	214 (38)	101 (47)	48 (48)	(-)	38 (38)	15 (15)
Sudan	20	(-)	(-)	(-)	(-)	(-)	(-)
Syrian Arab Republic	5	2 (40)	1 (50)	(-)	(-)	1 (100)	(-)
Tunisia	59	59 (100)	10 (17)	4 (40)	(-)	(-)	6 (60)
United Arab Emirates	18	18 (100)	(-)	(-)	(-)	(-)	(-)
Yemen	127	127 (100)	38 (30)	33 (87)	4 (11)	(-)	1 (3)
<b>Total</b>	<b>5880</b>	<b>5491 (93)</b>	<b>1509 (27)</b>	<b>355 (24)</b>	<b>177 (12)</b>	<b>467 (31)</b>	<b>510 (34)</b>

Table 2. Reported cases by country during W01-W02/2020