



Influenza situation in the Eastern Mediterranean Region

W01/2020 (from 29/12/2019 to 04/01/2020)

Source of data: EMFLU Network and FLUMART

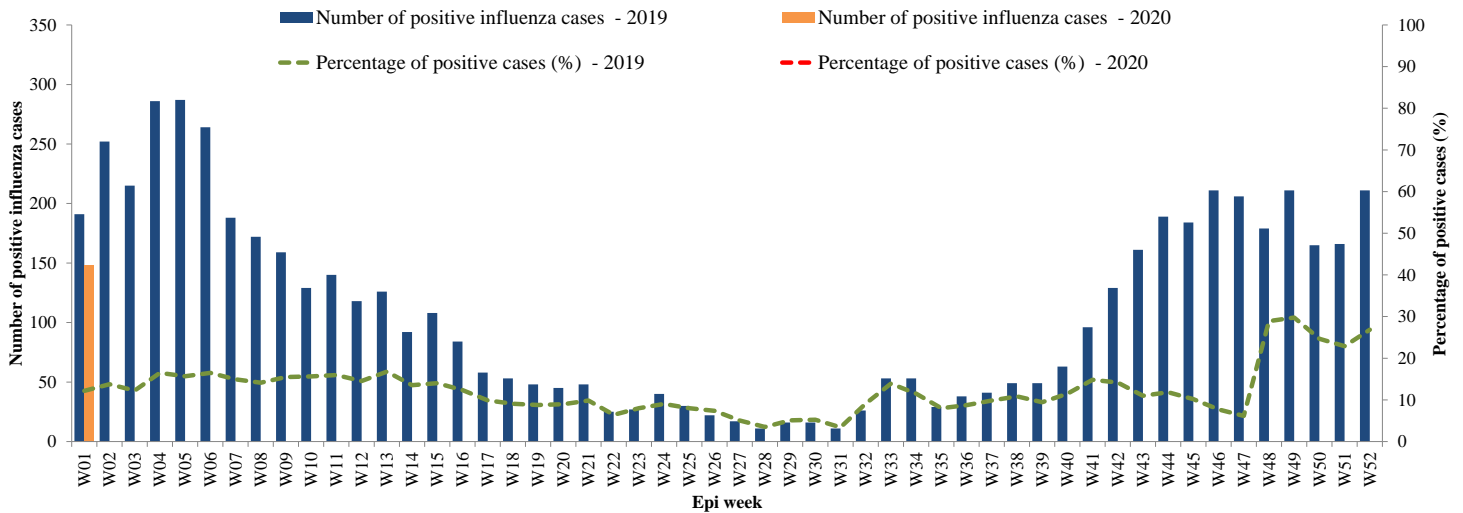


Figure 1. Number of positive influenza cases and influenza positivity rate per week, 2019-2020

W33/2019 - W01/2020

Last 4 weeks

■ Flu A (H1N1)pdm09 ■ Flu A (H3N2) ■ Flu A (Not-subtyped) ■ Flu B ■ Flu A (H1N1)pdm09 ■ Flu A (H3N2) ■ Flu A (Not-subtyped) ■ Flu B

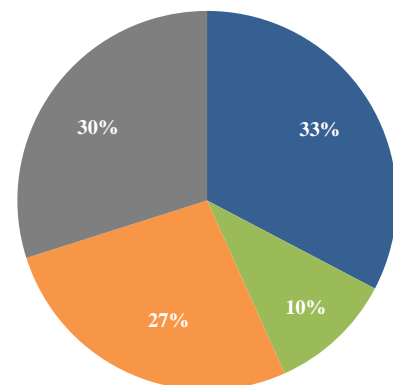
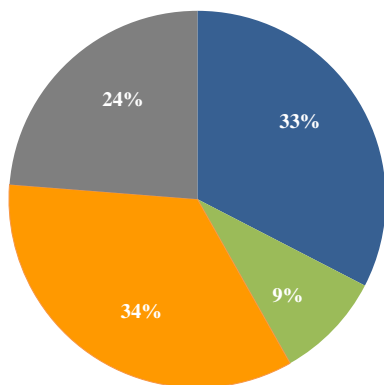


Figure 2. Percentage of circulating virus type by positive influenza cases

| Virus type | W33/2019-W01/2020 | Last 4 weeks |
|----------------------|-------------------|--------------|
| | Number (%) | Number (%) |
| Flu A (H1N1)pdm09 | 5820 (33) | 1278 (33) |
| Flu A (H3N2) | 1649 (9) | 414 (11) |
| Flu A (Not-subtyped) | 6149 (34) | 1048 (27) |
| Flu B | 4244 (24) | 1169 (30) |
| Total | 17862 | 3909 |

Table 1. Type and number of influenza viruses detected from W33/2019 to W01/2020 and during the last four weeks

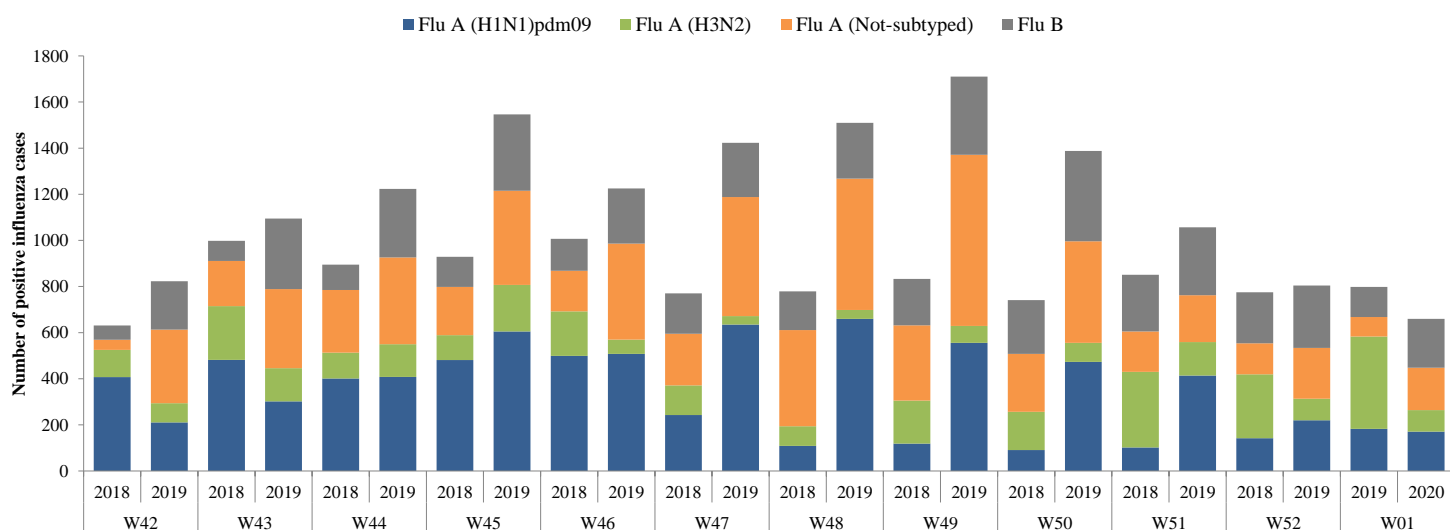


Figure 3. Comparison of respiratory pathogens detected from tested specimens by last 12 weeks

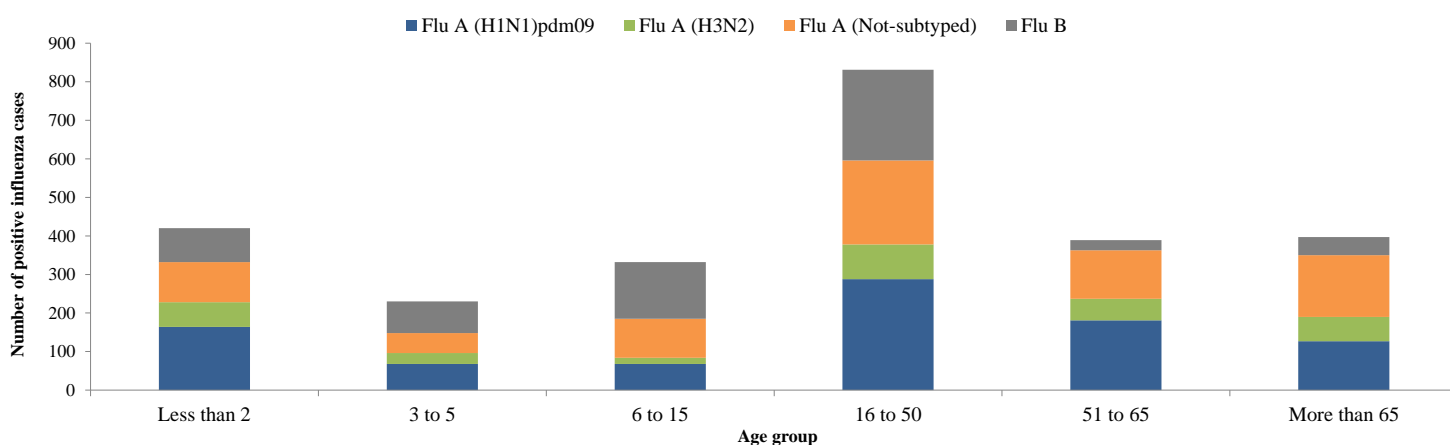


Figure 4 Age group distribution of influenza cases by virus type in the Region from W33/2019 to W01/2020

| Country | Number of enrolled cases | Tested cases number (%) | Influenza positive cases number (%) | Positive cases | | | |
|--------------------------------|--------------------------|-------------------------|-------------------------------------|-------------------|----------------|----------------------|-----------------|
| | | | | Flu A | | | Flu B |
| | | | | Flu A (H1N1)pdm09 | Flu A (H3N2) | Flu A (Not-subtyped) | Number (%) |
| Afghanistan | 274 | 43 (16) | 16 (37) | 5 (31) | 10 (63) | (-) | 1 (6) |
| Bahrain | 5 | 5 (100) | (-) | (-) | (-) | (-) | (-) |
| Iran (Islamic Republic of) | 662 | 662 (100) | 159 (24) | 35 (22) | 1 (1) | 31 (19) | 92 (58) |
| Iraq | 259 | 259 (100) | 95 (37) | 29 (31) | 28 (29) | (-) | 38 (40) |
| Kuwait | 19 | 18 (95) | 1 (6) | (-) | 1 (100) | (-) | (-) |
| Lebanon | 16 | 16 (100) | 8 (50) | 1 (13) | (-) | (-) | 7 (88) |
| Morocco | 45 | 45 (100) | 5 (11) | (-) | 1 (20) | (-) | 4 (80) |
| occupied Palestinian territory | 176 | 176 (100) | 64 (36) | 22 (34) | 41 (64) | (-) | 1 (2) |
| Qatar | 1059 | 1059 (100) | 234 (22) | 39 (17) | 8 (3) | 131 (56) | 56 (24) |
| Saudi Arabia | 293 | 130 (44) | 54 (42) | 24 (44) | (-) | 21 (39) | 9 (17) |
| Sudan | 8 | (-) | (-) | (-) | (-) | (-) | (-) |
| Syrian Arab Republic | 4 | 2 (50) | 1 (50) | (-) | (-) | 1 (100) | (-) |
| Tunisia | 30 | 30 (100) | 3 (10) | (-) | (-) | (-) | 3 (100) |
| Yemen | 76 | 76 (100) | 20 (26) | 16 (80) | 3 (15) | (-) | 1 (5) |
| Total | 2926 | 2521 (86) | 660 (26) | 171 (26) | 93 (14) | 184 (28) | 212 (32) |

Table 2. Reported cases by country during W01-W01/2020

© World Health Organization 2019.

Some rights reserved. This work is available under the Creative Commons Attribution-Non Commercial-Share Alike 3.0 IGO license (CC BY-NC-SA 3.0 IGO); <https://creativecommons.org/licenses/by-nc-sa/3.0/igo>.