

1. COMPLETENESS OF REPORTING

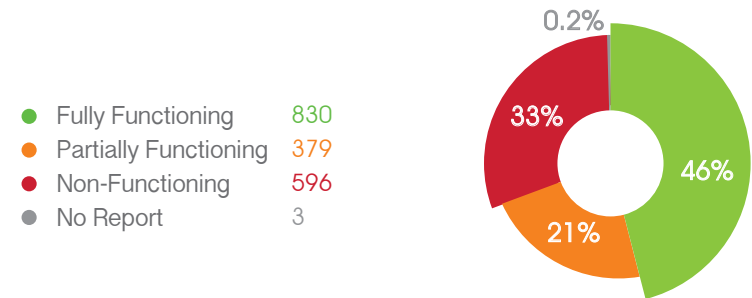
The completeness of reporting of public health centres across Syria in the 3rd Quarter 2018 is still 99.83%, the same as at the end of 2nd Quarter 2018¹.

2. FUNCTIONALITY STATUS

Functionality of the public health centres has been assessed at three levels: fully functioning, partially functioning, or not functioning. By end of the 3rd Quarter 2018 and out of 1,808 assessed public health centres, **46% (830)** were reported fully functioning, **21% (379)** partially functioning, **33% (596)** non-functioning (completely out of service), while the functionality status of 0.2% (3) of health centres were unknown [Figure 1].

The total number of non-functional health centres in 3rd Quarter 2018 still high (**596**) compared to 3rd Quarter 2017 (**579**).

Figure1: Functionality Status - Q3 2018



Map1: Distribution and functionality status of the public health centres, 3rd Quarter 2018²

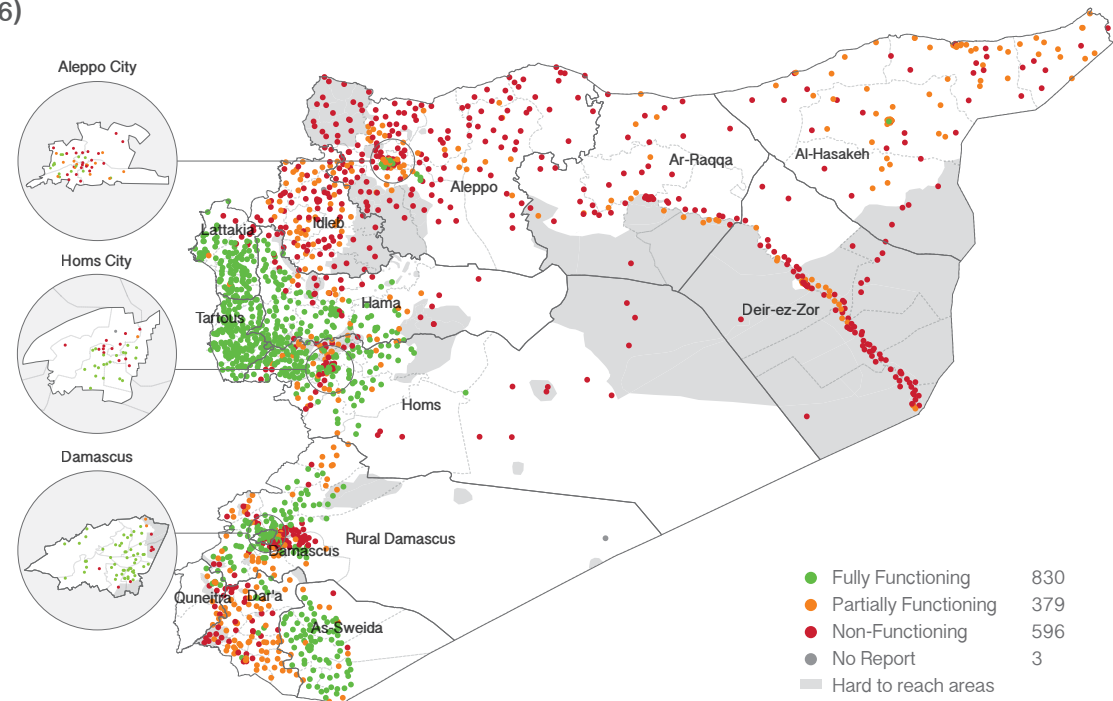
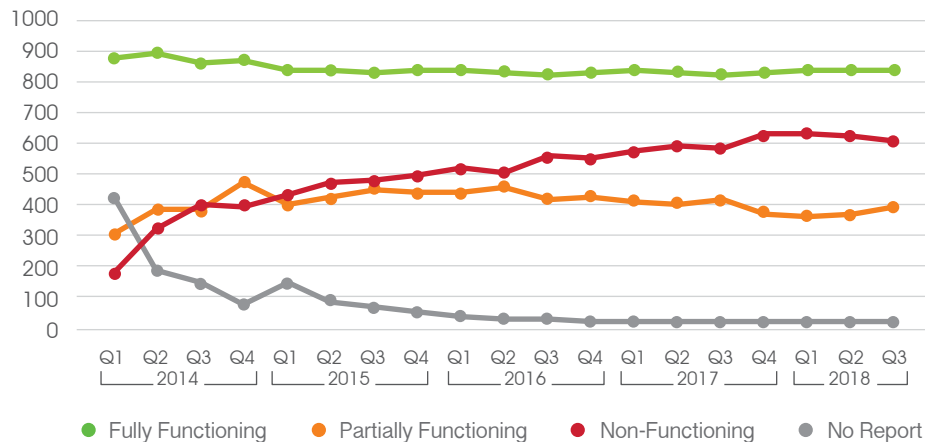


Figure2: Trend analysis of functionality status of public health centres, from 2014 to Q3 2018



¹ This is to acknowledge that the data provided in this snapshot is a product of joint collaboration between the World Health Organization, and Ministry of Health in the Syrian Arab Republic.

² HTR and besieged areas are portrayed based on OCHA map as of July 2018, and other sources

3. ACCESSIBILITY STATUS

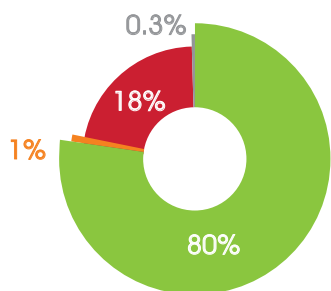
Accessibility to public health centres has been assessed at three levels: accessible, hard-to-access, or inaccessible health centre for patients. By end of the 3rd Quarter 2018, **80% (1,449)** health centres were reported accessible, **1% (23)** hard-to-access, and **18% (330)** were inaccessible, while the accessibility status of **0.3% (6)** health centres were unknown [Figure 3].

4. LEVEL OF DAMAGE

The condition of the public health centres' buildings has been assessed at three levels: fully damaged, partially damaged, and not damaged. By end of the 3rd Quarter 2018, 31% (554) health centres were reported damaged [**8% fully damaged and 23% partially damaged**], **63% (1,144)** were reported intact, while the building's condition of **6% (110)** health centres were unknown [Figure 4].

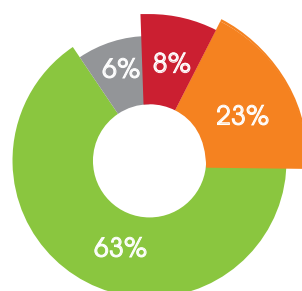
It is essential to cross-analyze the infrastructural damage of the public health centres in relation to the functionality status (i.e. provision of services). Some health centres have resiliently continued to provide services regardless of the level of damage of the building and by optimizing intact parts of the building or in a few cases operating from other neighboring facilities. The national figures translate as follows:

Figure3: Accessibility Status - Q3 2018



● Yes	1,449
● Hard to access	23
● No	330
● No Report	6

Figure4: Level of Damage - Q3 2018



● Fully damaged	148
● Partially damaged	406
● Not damaged	1,144
● No Report	110

- Out of the **406 partially damaged health centres**, 163 health centres were reported partially functioning and 220 out of service (non-functioning), the functionality status of 1 health centre was unknown, while 22 health centres were reported to be fully functioning providing all services through salvaging medical equipment from the damaged section of the health centre with full staffing capacity.
- Out of the **148 fully damaged health centres**, 116 were reported non-functioning and 30 health centres have opted for innovative ways to continue providing health services to populations in need through partially functioning from other nearby temporary locations and provide health services with limited staff capacity and resources. More details of the 30 health centres are available in the HeRAMS database.
- Then again, health centres with **intact buildings (1,144 health centres)** does not directly reflect full functionality, only 806 of the 1,144 intact health centres are fully functioning, the functionality status of 1 health centres were unknown, while 186 are partially functioning and 151 health centres are not functioning all together, due to limited access of patients and health staff to the facilities resulting from the dire security situation as well as critical shortage of supplies.

The total number of damaged health centres in 3rd Quarter 2018 is higher (**554**) than the same time last year (**495**).

Figure5: Trend analysis of level of damage of public health centres, from 2014 to Q3 2018

