

## 1. COMPLETENESS OF REPORTING

The completeness of reporting of public health centres across Syria has increased slightly in the 4<sup>th</sup> Quarter 2016 to reach 99.6%, compared to 99.2% at the end of 3<sup>rd</sup> Quarter 2016<sup>1</sup>.

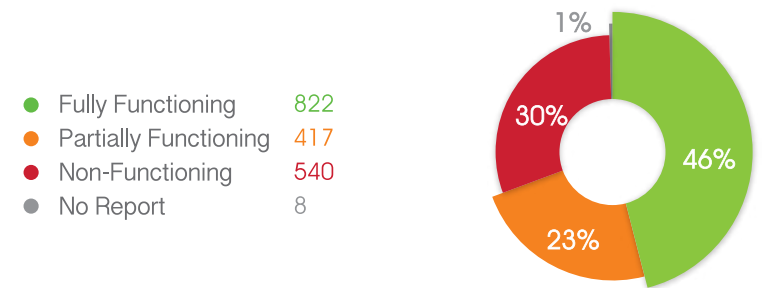
## 2. FUNCTIONALITY STATUS

Functionality of the public health centres has been assessed at three levels: fully functioning, partially functioning, or not functioning. By end of the 4<sup>th</sup> Quarter 2016 and out of 1,787 assessed public health centres, **46% (822)** were reported fully functioning, **23% (417)** partially functioning, **30% (540)** non-functioning (completely out of service), while the functionality status of 1% (8) of health centres were unknown [Figure 1].

Distribution of public health centres by functionality status is presented in Map 1, which also portrays the HTR areas<sup>2</sup>.

**Trend analysis** of functionality status of public health centres from 2014 to 2016 is presented in Figure 2. The total number of non-functional health centres in 4<sup>th</sup> Quarter 2016 still high (**540**) compared to 4<sup>th</sup> Quarter 2015 (**483**).

Figure 1: Functionality Status - Q4 2016



Map 1: Distribution and functionality status of the public health centres, 4<sup>th</sup> Quarter 2016

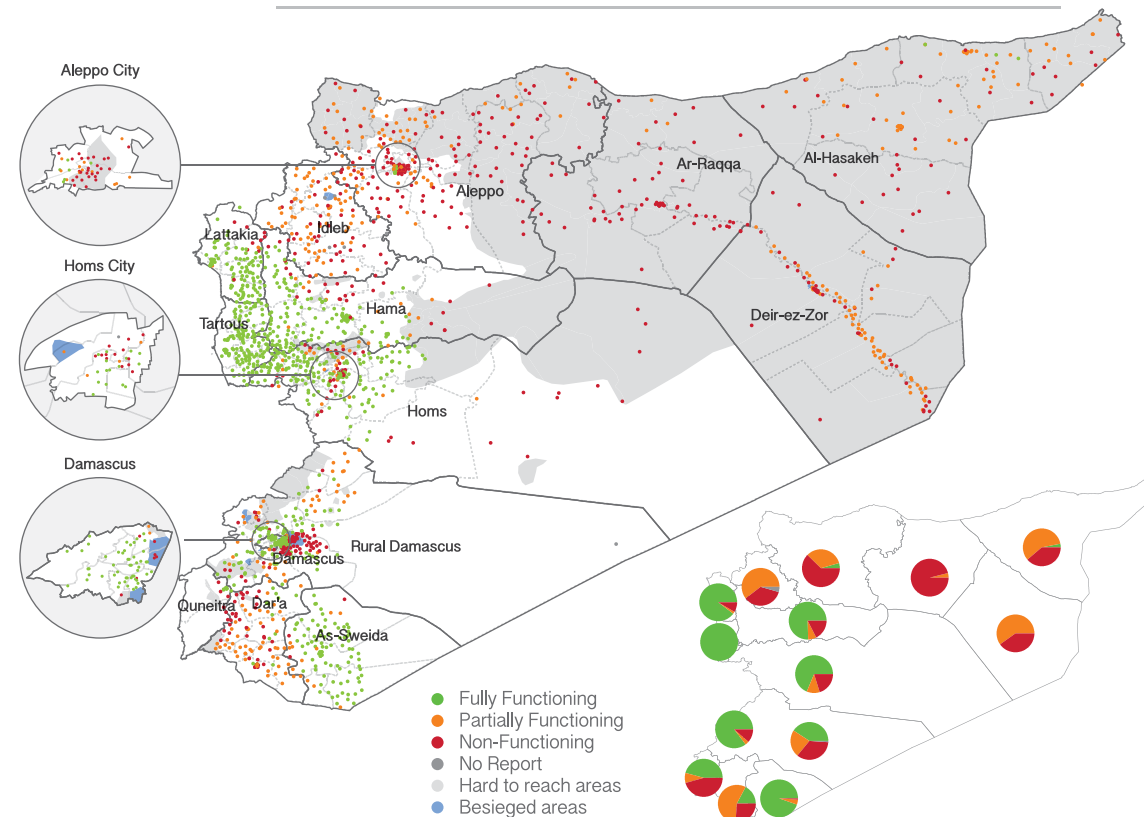
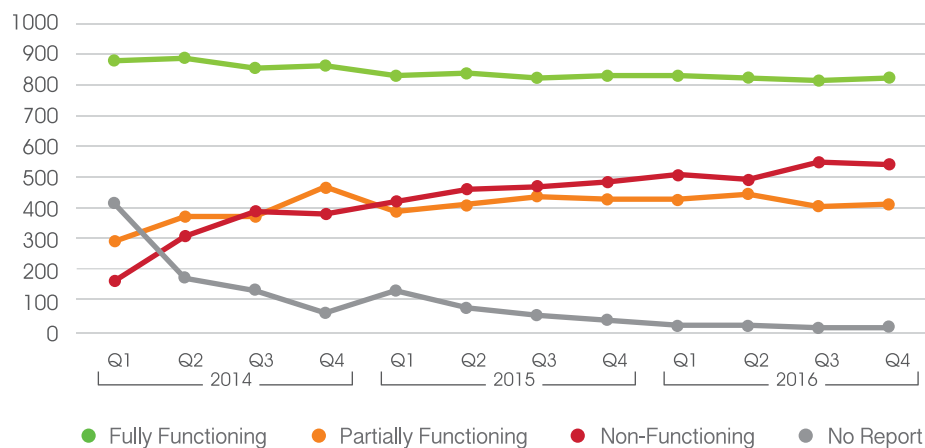


Figure 2: Trend analysis of functionality status of public health centres, from 2014 to 2016



<sup>1</sup> This is to acknowledge that the data provided in this snapshot is a product of joint collaboration between the World Health Organization, and Ministry of Health in the Syrian Arab Republic.

<sup>2</sup> HTR and besieged areas are portrayed based on OCHA map as of November 2016, and other sources

### 3. ACCESSIBILITY STATUS

Accessibility to public health centres has been assessed at three levels: accessible, hard-to-access, or inaccessible health centre for patients.

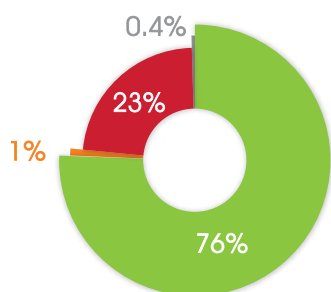
By end of the 4th Quarter 2016, **76% (1,352)** health centres were reported accessible, **1% (16)** hard-to-access, and **23% (411)** were inaccessible, while the accessibility status of **0.4% (8)** health centres were unknown [Figure 3].

### 4. LEVEL OF DAMAGE

The condition of the public health centres' buildings has been assessed at three levels: fully damaged, partially damaged, and not damaged. By end of the 4th Quarter 2016, 25% (442) health centres were reported damaged [**8% fully damaged** and **17% partially damaged**], **66% (1,176)** were reported intact, while the building's condition of **9% (169)** health centres were unknown [Figure 4].

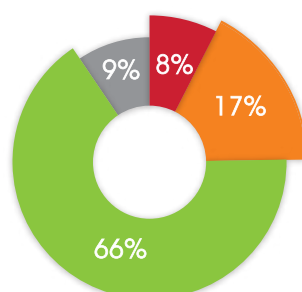
It is essential to cross-analyze the infrastructural damage of the public health centres in relation to the functionality status (i.e. provision of services). Some health centres have resiliently continued to provide services regardless of the level of damage of the building and by optimizing intact parts of the building or in a few cases operating from other neighboring facilities. The national figures translate as follows:

Figure3: Accessibility Status - Q4 2016



● Yes	1352
● Hard to access	16
● No	411
● No Report	8

Figure4: Level of Damage - Q4 2016



● Fully damaged	134
● Partially damaged	308
● Not damaged	1176
● No Report	169

- Out of the **308 partially damaged health centres**, 130 health centres were reported partially functioning and 158 out of service (non-functioning), the functionality status of 2 of health centres were unknown, while 18 health centres were reported to be fully functioning providing all services through salvaging medical equipment from the damaged section of the health centre with full staffing capacity.
- Out of the **134 fully damaged health centres**, 104 were reported non-functioning, while 30 health centres have opted for innovative ways to continue providing health services to populations in need through partially functioning from other nearby temporary locations and provide health services with limited staff capacity and resources. More details of the 30 health centres are available in the HeRAMS database.
- Then again, health centres with **intact buildings (1,176 health centres)** does not directly reflect full functionality, only 804 of the 1,176 intact health centres are fully functioning, the functionality status of one health centre was unknown, while 257 are partially functioning and 114 health centres are not functioning all together, due to limited access of patients and health staff to the facilities resulting from the dire security situation as well as critical shortage of supplies.

**Trend analysis** of the level of damage of the health centres' buildings between 1st quarter 2014 and 4th Quarter 2016 is presented in Figure 5. The total number of damaged health centres in 4th Quarter 2016 is higher (**442**) than the same time last year (**406**).

Figure5: Trend analysis of level of damage of public health centres, from 2014 to 2016

