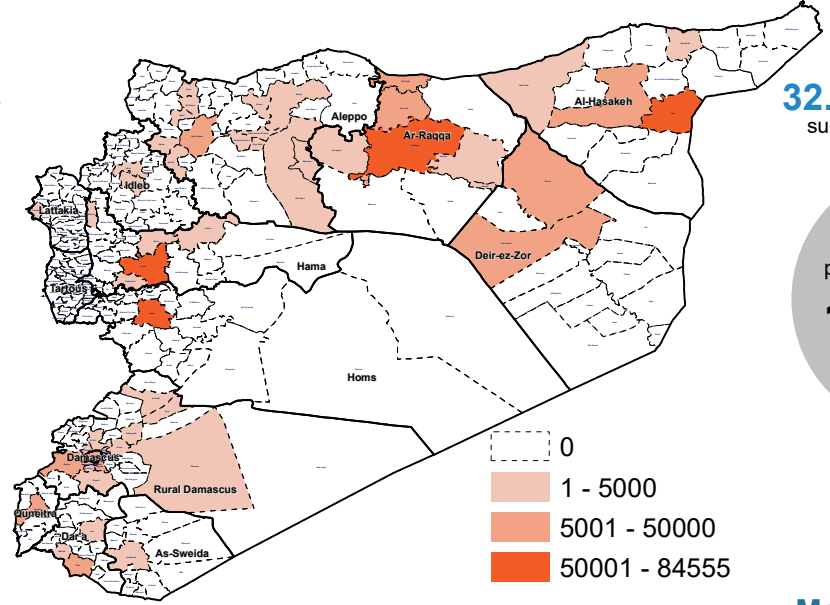
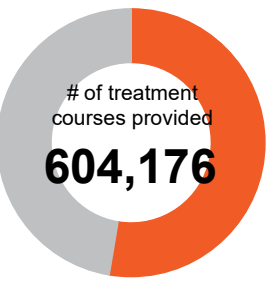
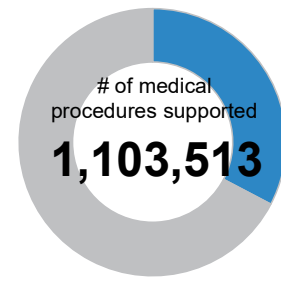


Number of treatment courses provided, at sub district level, April 2019

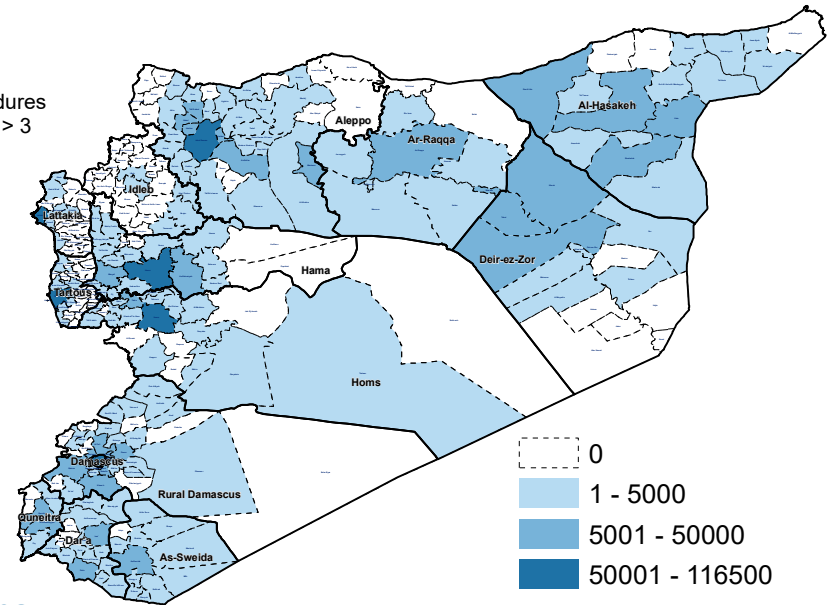
52.6% of treatment courses provided to severity scale > 3



32.7% of medical procedures supported to severity scale > 3

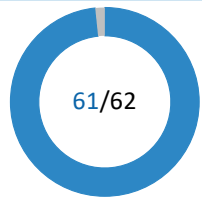


Number of medical procedures supported, at sub district level, April 2019

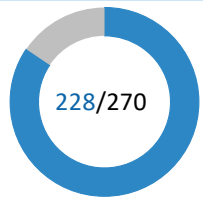


Medical procedures

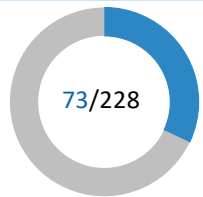
Number of treatment courses provided 604,176	Number of outpatient consultations 1,068,188	Total number of trauma consultations 17,287	Number of mental health consultations 9,533	Number of physical rehabilitation sessions 3,775	Number of deliveries attended by skilled attendant* 2,051	Number of cases referred for treatment 2,679
--	--	---	---	--	---	--



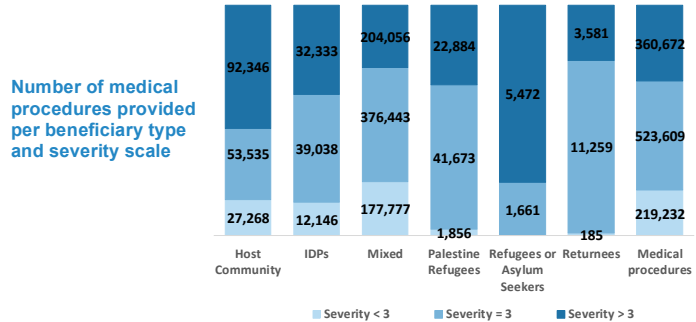
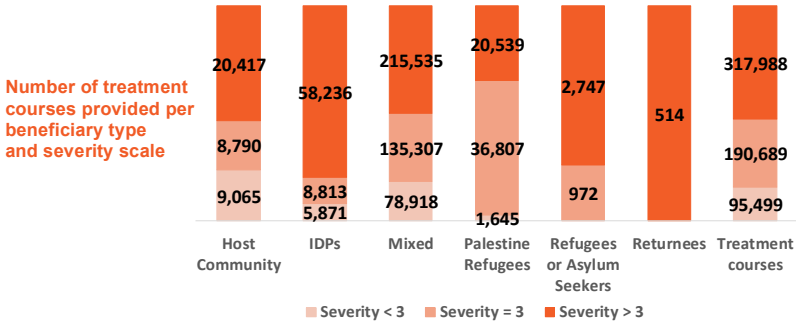
98% of the districts (Mantika) were reached by the health sector partners April 2019



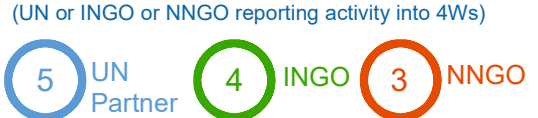
84% of the sub-districts (Nahya) were reached by the health sector partners April 2019



32% of the reached sub-districts are in severity scale > 3



Number of reporting organizations, April 2019



Number of implementing partners, April 2019



The boundaries and names shown and the designations used on this map do not imply the expression of any opinion whatsoever on the part of the World Health Organization concerning the legal status of any country, territory, city or area or of its authorities, or concerning the delimitation of its frontiers or boundaries. Dotted and dashed lines on maps represent approximate border lines for which there may not yet be full agreement.

Data source: Health sector 4Ws, Severity scale December 2018
Map production: Health Information Management Unit, Country office, Syrian Arab Republic
World Health Organization

* Number of deliveries attended by skilled attendant = Number of vaginal deliveries attended by a skilled attendant + Number of caesarian sections supported

HRP Indicator 2019 logframe (Per Month)		January	February	March	April	2019
Medical procedures	1.1.1 Number of outpatient consultations provided	735,083	997,954	1,109,525	1,068,188	3,910,750
	1.1.2 Total number of trauma consultations supported	57,940	56,428	62,572	17,287	194,227
	1.1.3 Number of mental health consultations supported	6,497	13,956	5,884	9,533	35,870
	1.1.4 Number of physical rehabilitation sessions supported	3,631	3,792	2,794	3,775	13,992
	1.1.5 Number of vaginal deliveries attended by a skilled attendant	1,104	14,705	14,819	986	31,614
	1.1.6 Number of caesarian sections supported	1,039	12,237	12,360	1,065	26,701
	1.1.7 Number of cases referred for treatment (between levels of care, cross-line and cross-border)	1,313	1,670	3,072	2,679	8,734
1.3.1 Number of treatment courses provided		1,793,932	1,122,729	787,425	604,176	4,308,262
Other Indicators	1.1.1.1 Number of health facilities which providing the Essential Primary Health Care Services	163	168	165	179	179
	1.2.1 Number of children <1 covered with DPT3 or equivalent pentavalent vaccine (national programme)	32,930	31,989	37,070	42,476	144,465
	1.3.2 Number of provided medical machines	82	96	441	1,001	1,620
	3.1.1 Number of health staff trained/re-trained on different health topics	495	1,647	1,633	1,512	5,287
	3.1.2 Number community health workers trained/re-trained on different health topics	17,721	13,589	16,716	19,341	67,367
	3.2.1 Number of health facilities refurbished or rehabilitated		10	14	10	34
	3.2.2 Number of operational mobile medical units	147	127	124	129	129
	3.2.3 Number of functional ambulances	96	111	96	96	96

HRP Indicator 2019 logframe (Per governorate)		Damascus	Aleppo	Rural Damascus	Homs	Hama	Lattakia	Idleb	Al-Hasakeh	Deir-ez-Zor	Tartous	Ar-Raqqqa	Dar'a	As-Sweida	Quneitra	April
Medical procedures	1.1.1 Number of outpatient consultations provided	111,873	137,496	189,980	100,059	116,954	88,091	7,276	74,497	41,030	65,624	30,646	42,276	32,970	29,416	1,068,188
	1.1.2 Total number of trauma consultations supported	2,137	1,089	1,313	2,228	1,908	1,425		2,124	206	1,884	434	1,476	873	190	17,287
	1.1.3 Number of mental health consultations supported	451	978	469		239			1,574	4,828		994				9,533
	1.1.4 Number of physical rehabilitation sessions supported	753	2,822	91	68				6			35				3,775
	1.1.5 Number of vaginal deliveries attended by a skilled attendant	559	322	30	8	11			42			12	2			986
	1.1.6 Number of caesarian sections supported	582	349	65	16	9			44							1,065
	1.1.7 Number of cases referred for treatment (between levels of care, cross-line and cross-border)	145	824	550	49	66		58	765					222		2,679
1.3.1 Number of treatment courses provided		40,225	29,137	51,461	55,075	56,992	2,433	4,755	83,008	31,285		195,197	46,193	1,212	7,203	604,176
Other Indicators	1.1.1.1 Number of health facilities which providing the Essential Primary Health Care Services	10	31	32	28	15	8	2	20	5	2	6	10	4	6	179
	1.2.1 Number of children <1 covered with DPT3 or equivalent pentavalent vaccine (national programme)	3,087	5,952	6,026	4,089	4,053	2,073	31	6,847	1,407	1,803	2,257	3,544	950	357	42,476
	1.3.2 Number of provided medical machines	352	80	121	20	20	40		31	32	100	24	41	70	70	1,001
	3.1.1 Number of health staff trained/re-trained on different health topics	451	124	165	124	96	116	4	173	49	51	20	48	41	50	1,512
	3.1.2 Number community health workers trained/re-trained on different health topics	14,991	23	4,231	25	71										19,341
	3.2.1 Number of health facilities refurbished or rehabilitated		3	4	2								1			10
	3.2.2 Number of operational mobile medical units	5	27	23	10	18	4		14	6	6	6	7	1	2	129
	3.2.3 Number of functional ambulances	15	10	17	18	3	2	5	2	4	5		7	5	3	96